



NTPC-SAIL POWER COMPANY LIMITED

24TH ANNUAL REPORT 2022-23



VISION

"To be a sustainable, reliable and efficient power producer delivering consistent value to stakeholders."



MISSION

To be recognized as a reliable power producer in the country through:

- Operational excellence •
- Customer satisfaction by supply of reliable and cost effective power •
- Sustainable growth •
- Employee empowerment by providing challenging and rewarding work environment •
- Commitment to care for the environment and the community •



Contents

Board of Directors	02
Selected Financial Information	06
Chairman's Statement	08
Directors' Report	10
CSR & Sustainable Development	20
Management Discussion and Analysis	23
Corporate Governance Report	36
Independent Auditors' Report	57
Comments of Comptroller and Auditor General of India	72
Financial Statements	74



BOARD OF DIRECTORS AND SENIOR MANAGEMENT



Shri Dillip Kumar Patel



Shri. C. Sivakumar



Dr. A. K. Panda



Shri P. K. Sarkar



Ms. Shobha Pattabhiraman



Shri M.B. Balakrishnan



**Shri Basuraj Goswami
(CEO)**



**Shri Rajiv Srivastava
(CFO)**

CORPORATE INFORMATION

Senior Officials

Corporate Office (CC)

Shri. Basuraj Goswami
CEO

Shri Rajiv Srivastava
CFO

Ms. Premlata
GM(HR)

Shri Tridib Deb
GM(OS & Comml./ CA& CP)

Shri DSBVR Sarma
GM(IT)

Shri Arunashis Das
GM(Engg)

Shri Prasanta Kumar Pan
GM(C&M)

Ms. Shagun Bajpai
Co.Secy

Projects

BHILAI

Shri Surjya Kanta Ray
(GM & BUH)

ROURKELA

Shri Kaushal Kishore
(GM & BUH)

DURGAPUR

Shri Biswa Mohan Singh
(GM & BUH)

Registered Office

NTPC-SAIL Power Company Limited:

4th Floor, NBCC Tower, 15 Bhikaji Cama Place, New Delhi-110066
Tel: 26717379 to 26717382, CIN: U74899DL1999PLC098274

Statutory Auditors

M/s Dinesh Jain & Associates, Chartered Accountants (DE1140)
A-115, Vikas Marg, 2nd Floor, Shakarpur, Delhi-110092

Site Address

1. CPP-II, Rourkela steel Plant, Rourkela-769011 (Odisha)
2. CPP-II Durgapur-Steel Plant, Durgapur-713205 (West Bangal)
3. NSPCL-Bhilai Unit, Near Purena Village, Bhilai, (East), Distt-Durg, Chattisgarh-490021

Bankers/ Financial Institutions

- | | |
|------------------------|------------------|
| 1. State Bank of India | 4. ICICI Bank |
| 2. Axis Bank | 5. HDFC Bank |
| 3. Bank of Baroda | 6. IndusInd Bank |

Depositories:

1. National Securities Depository Ltd.

Trade World,4th Floor, Kamala Mills Compound, Senapathi Bapat Marg, Lower Parel, Mumbai-400 013

2. Central Depository Services (India) Limited

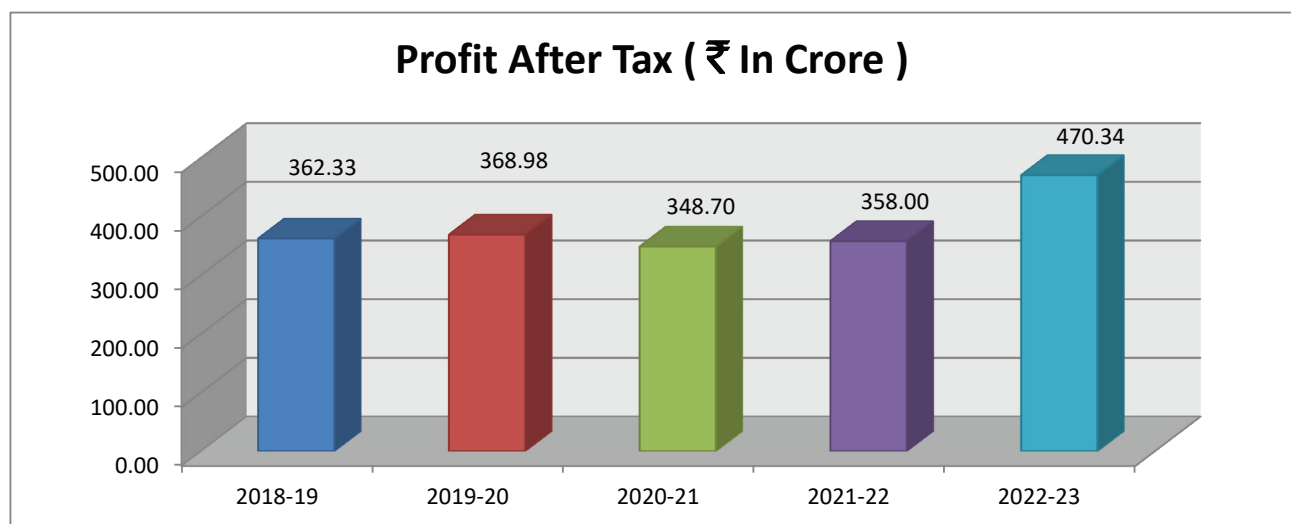
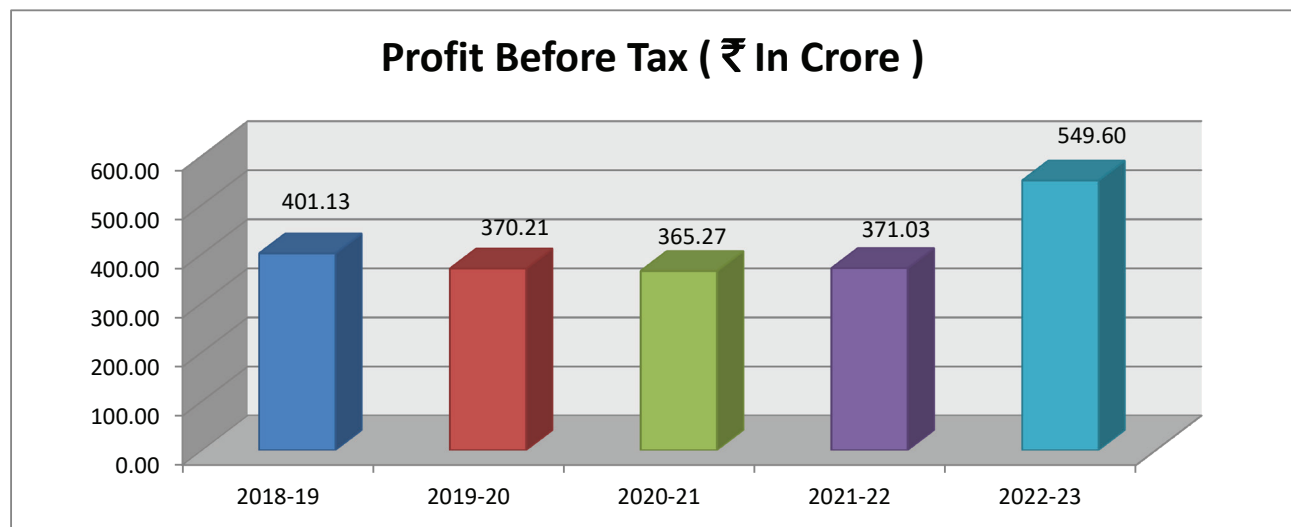
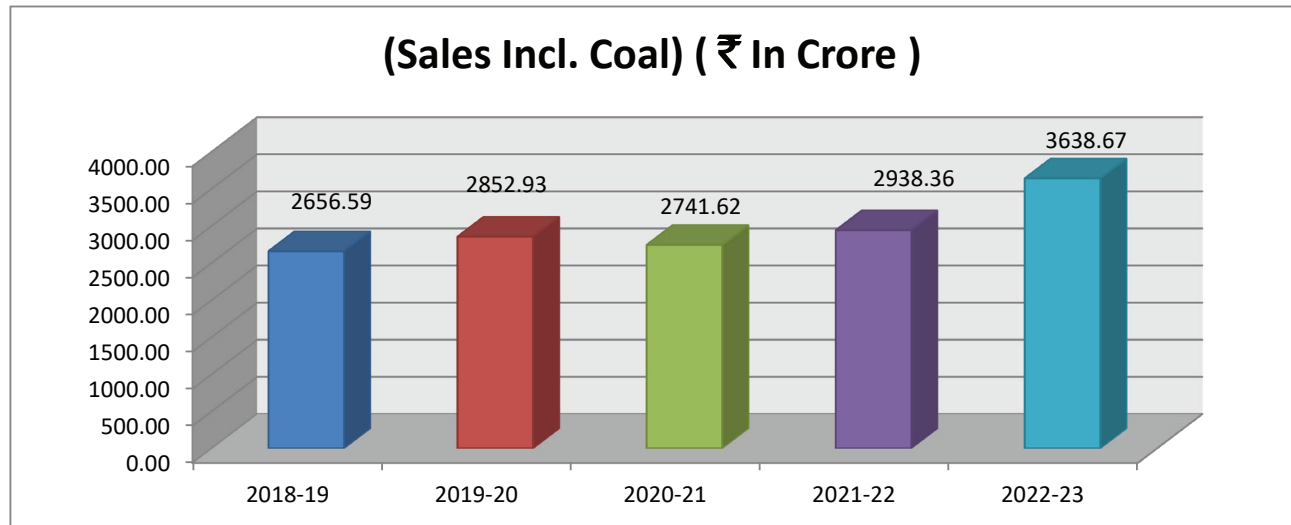
Marathon Futorex RTA & Trustee, A-Wing, 25th floor, NM Joshi Marg, Lower Parel, Mumbai 400013

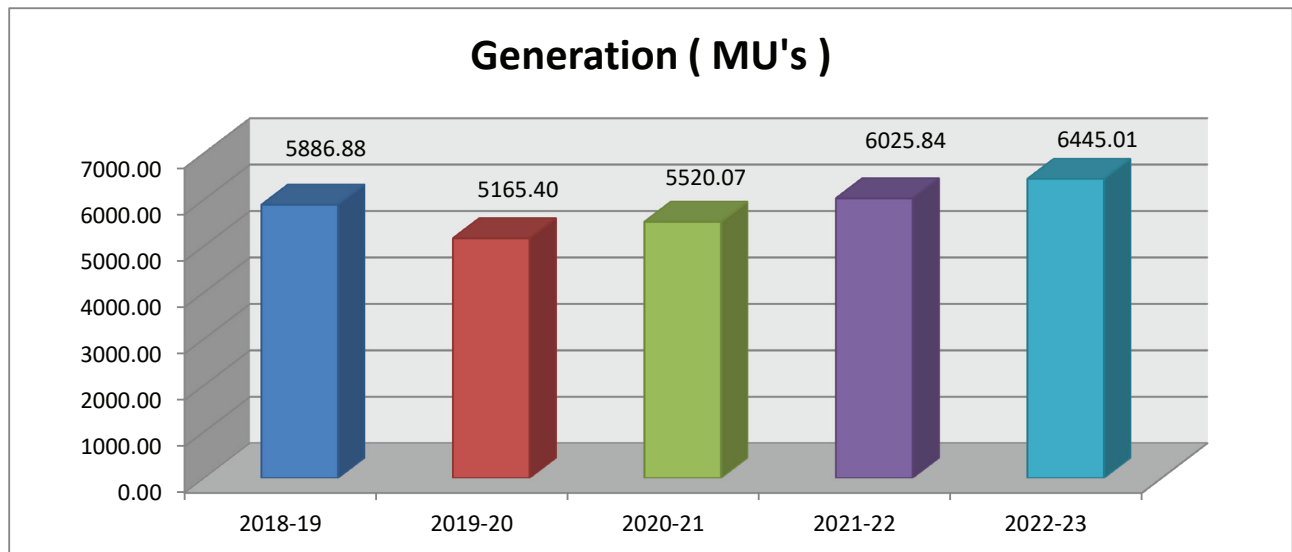
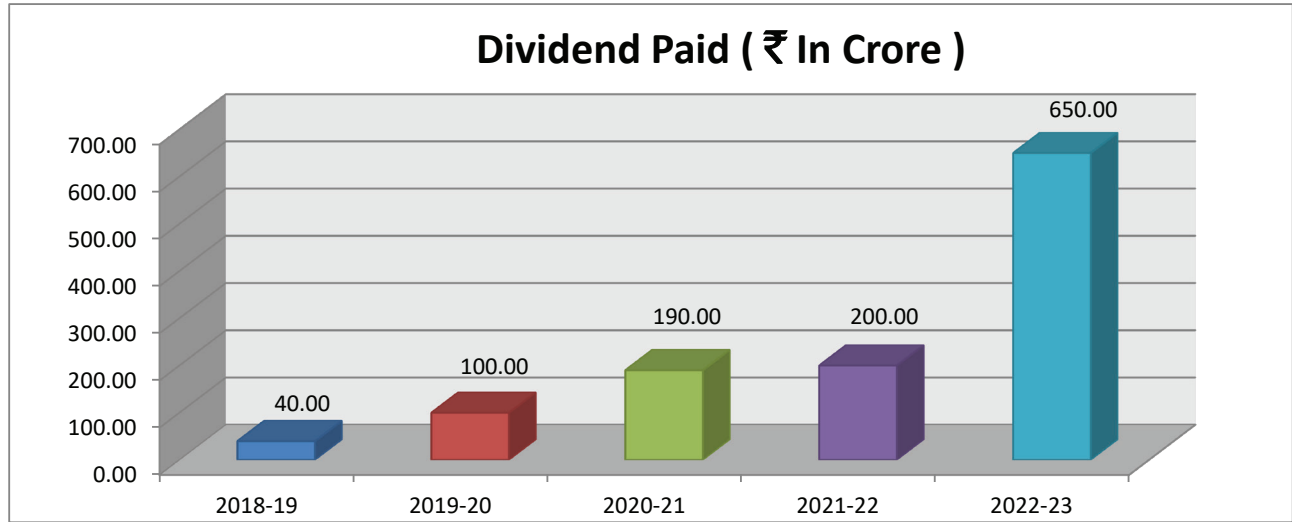
3. Registrar & Share Transfer Agent: MCS Share Transfer Agent Limited

F-65, 1st Floor, Phase-I, Okhla Industrial Area, Phase-I New Delhi-110020 Ph: +91 11 41406148
Facsimile: +91 11 41709881 Contact Person: Mr. Amar Jit E-mail: admin@mcsregistrars.com SEBI Registration Number: INR000004108



OPERATIONAL PERFORMANCE - NSPCL





CREDIT RATING AGENCIES

1. CRISIL Ratings Limited

Central Avenue, Hiranandani Business Park, Powai, Mumbai - 400076, India
Tel: (+91) 22 33423000, Fax: (+91) 22 334230001, Website: www.crisil.com

2. CARE Ratings Limited

E-1, 13th Floor, Videocon Tower, Jhandewalan Extension, New Delhi, Delhi-110055, India
Tel: (+91) 11 45333200, Fax: (+91) 11 45333238, Website: www.careratings.com



SELECTED FINANCIAL INFORMATION

₹ in Cr.

	2022-23 (Ind AS)	2021-22 (Ind AS)	2020-21 (Ind AS)	2019-20 (Ind AS)	2018-19 (Ind AS)
Total Revenue					
Earned from					
Sale of Energy incl. cost of Coal of PP-II	3638.67	2938.36	2741.62	2852.93	2656.59
Other Income	69.07	16.98	16.53	38.53	82.62
Total	3707.74	2955.34	2758.15	2891.46	2739.21
Paid & Provided for					
Fuel	2147.05	1775.38	1586.82	1700.07	1520.28
Employees Remuneration & Benefits	213.75	154.34	165.78	164.05	191.91
Generation, Administration & Other Expenses	622.26	506.79	491.06	486.33	454.33
Prior Period/Extra Ordinary Items					0
Total	2983.06	2436.51	2243.66	2350.45	2166.52
Profit before depreciation, Interest & finance charges and Tax (PBDIT)	724.68	518.83	514.49	541.01	572.69
Depreciation	76.05	138.71	139.93	156.8	149.06
Profit before Interest & finance charges and Tax (PBIT)	648.63	380.12	374.56	384.21	423.63
Interest & Finance Cost	99.05	9.10	9.31	14.02	22.5
Profit Before Tax (PBT)	549.58	371.03	365.25	370.19	401.13
Tax (Net)	79.25	13.03	16.57	1.23	38.8
Profit After tax (PAT)	470.33	358.00	348.68	368.96	362.33
OCI (gains)/expenditure	-0.66	0.04	-0.3	4.54	1.89
Total Comprehensive Income	470.99	357.96	348.98	364.42	360.44
Dividend	650.00	200	190	100	40
Dividend Tax	0.00	-	-	20.56	8.22
Retained Profit	(179.67)	158.00	158.68	248.40	314.11
What is Owned					
Gross Fixed Assets	2122.42	2081.45	2072.43	2058.08	2032.19
Less: Depreciation	1073.34	1001.79	873.88	731.75	579.44
Intangible Asset	0.11	0.07	0.16	0.24	0.75
Net Block	1049.18	1079.73	1198.71	1326.57	1453.50
Finance Lease Recoverable	2912.16	2289.38	368.19	360.15	316.39
Capital Work-in- Progress & Intangible assets under development	533.25	998.38	2549.96	2167.23	1588.85

	2022-23 (Ind AS)	2021-22 (Ind AS)	2020-21 (Ind AS)	2019-20 (Ind AS)	2018-19 (Ind AS)
Financial Asset, Inventory & Other Current, Non-Current Asset	1081.72	914.55	943.0781	903.12	639.61
Total Net Assets	5576.31	5282.04	5059.94	4757.07	3998.35
What is Owed					
Long Term Loans	1908.91	1551.24	1518.0371	1372.37	1015.41
Other Liabilities & Provisions	789.19	673.60	642.65	642.18	484.71
Total Liabilities	2698.10	2224.84	2160.69	2014.55	1500.12
Others					
Deferred Tax Liabilities (Net)					
Net Worth					
Share Capital	980.50	980.5	980.5	980.5	980.5
Other Equity	1897.71	2076.71	1918.75	1762.02	1517.74
Net Worth	2878.21	3057.21	2899.16	2739.86	2498.24
Capital Employed	4787.12	4608.45	4417.20	4112.23	3454.99
No.of Shares	980500100	980500100	980500100	980500100	980500100
No.of Employees	661	684	705	721	797
Ratios					
Return on Capital Employed (%)	13.55	8.25	8.48	9.34	11.61
Return on Net Worth (%)	15.85	12.02	12.37	14.09	15.48
EPS (Rs)	4.80	3.65	3.56	3.76	3.70
Current Ratio	0.62	0.50	1.00	1.41	1.04
Dividend payout including Tax on PAT (%)	138.01	55.87	54.44	33.08	13.31
Dividend payout including Tax on Equity (%)	66.29	20.40	19.38	12.30	4.92
Debt to Equity	0.66	0.51	0.52	0.50	0.41



CHAIRMAN'S STATEMENT



Dear Shareholders,

My heartiest greetings to all of you on behalf of the NSPCL family. It is my pleasure to share with you the performance of your company and present the 24th Annual Report of the Company for the FY 2022-23. I would also like to congratulate the team of

NSPCL for the successful Commercial Operation of first unit of Durgapur PP-III (2X20 MW).

Operational Highlights

Major operational highlights of your Company for the FY 2022-23 are:

- Captive Power Units at Bhilai, Durgapur and Rourkela with a present combined capacity of 584 MW, have operated at an availability factor of 84.62% and generated 2653.06 MU, PLF 52.76%.
- First Unit of 2X20 MW Durgapur PP-III Project has started Commercial Operation w.e.f 00:00 Hrs of 30.09.2022. Further the works for the second unit of Durgapur PP-III project are in full swing and the unit is targeted to be commissioned in 2023-24.
- Rourkela Expansion Unit of 250 MW has stabilized after the initial teething troubles.
- NSPCL's total Generation was 6445.01 MU at a PLF of 68.50% in FY 2022-23 compared to 6025.84 MU at a PLF of 84.29% in 2021-22.
- 2.64 MMT of Coal was received under FSA during FY 2022-23, which is around 109% of ACQ. About 2.60 LMT was arranged by your company through Import, MOU with SCCL and e-Auction.
- The Company has active plans towards diversification into renewable energy and energy generation from waste gas of SAIL's steel plants.

Financial Performance

Your company recorded a total income of ₹3707.74 Crore during FY 2022-23 with a Profit After Tax (PAT) of ₹471 Crore.

A total dividend of ₹650 Crore was paid to the promoters in FY 2022-23 which is 138% of the profit after tax for the year.

NSPCL's track record of 100% realisation of energy bills was also maintained in FY 2022-23.

Environment management

Sustainable growth has always been one of the pillars of NSPCL's growth structure. Several proactive measures have been taken for SPM, SOx & NOx mitigation. ESP up-gradations have already been completed in the CPP II Stations of Durgapur and Rourkela. Flue Gas Desulphurisation (FGD) system and DeNOx system are being implemented through NTPC in all NSPCL stations. In Bhilai PP III DeNOx system has been commissioned in both the Units. FGD works for both Units in Bhilai PP III are in full swing and shall be completed well ahead of the timeline provided by Govt. of India.

Regular safety audits through External Agencies viz National Safety Council are being held in all projects.

A lot of initiatives were taken regarding Ash Utilization in NSPCL through transportation of Pond Ash to NHAI Road Projects, Dry Fly Ash off-take and filling in low lying area. Overall Ash Utilization for the FY 22-23 for NSPCL was 140.40%.

Employee Development

Your Company has always believed in empowering its employees by providing various learning opportunities to enable them to take up challenges of the future.

Your Company provides an enabling environment to ensure work-life balance of its employees and regularly takes initiatives to enhance Employee welfare, engagement and work-life balance. Now, the Company is emphasizing on initiatives that boost the morale of the employees, uplift their emotional health as well as initiatives that focus on the importance of physical well-being. Many webinars and talks were held during the year by experts for employees on lifestyle management, well-being, etc. As per the Government of India directives, International Yoga Day, Swachhta Pakhwada, Communal Harmony Day, Sadbhawna Diwas, Rashtriya Ekta Diwas, Vigilance Awareness Week etc. are also observed at the units with great enthusiasm.

Corporate Social Responsibility

Your Company achieved CSR expenditure of ₹7.49 Crore in FY 2022-23. CSR theme for the FY 2022-23 was "HEALTH & NUTRITION" which is in line with the theme identified by Govt. of India. Other focus areas of NSPCL CSR and Sustainability development activities are women empowerment, education to underprivileged children, skill development of rural youth, preventive health care, family welfare, sanitation, promotion of art and culture and social infrastructure projects contributing to the holistic development of stakeholders, mass tree plantation and environmental conservation activities for environment sustainability.

Corporate Governance

Maintaining high standards of transparency and integrity has been the keystone of your Company's Corporate Governance Policy. Your company has also adopted Whistle Blower Policy for reporting instances of unethical/improper conduct. In line with CVC guidelines, high-value contracts are being monitored by Independent External Monitor.

Awards and Accolades

I am happy to share with you that in recognition of its various activities, your company has been conferred with the following awards during FY 2022-23:-

- NSPCL Bhilai bagged the Shreshtha Suraksha Puskar (Silver Trophy) under the Manufacturing Sector Group-C at the NSCI Safety Award-2021 on 04th July, 2022.
- NSPCL Bhilai bagged Platinum Award at Apex India HR Excellence Awards in 2022.

Acknowledgements

I take this opportunity to thank our Promoters (NTPC and SAIL) for their consistent guidance and encouragement. I would like to thank the Ministry of Power, Ministry of Coal, Ministry of Steel, Ministry of Environment, Forest & Climate Change and other stakeholders for their continued support. My sincere thanks to State Governments, Local State Administration and other authorities for their uninterrupted support to the Company.

I express my deepest regards to the office of CAG, Auditors, Banks, vendors, employees and all other stakeholders for their valuable contribution to the Company. I am extremely thankful to our esteemed customers for being the backbone of our progress. I also wish to thank my colleagues on the Board for their unconditional cooperation.

I am confident that our Company shall overcome the forthcoming challenges and continue to scale greater heights in near future.

Thank you.

Sd/-
(Dillip Kumar Patel)
Chairman

DIN : 08695490
Date : 22nd September, 2023
Place : New Delhi



NTPC-SAIL POWER COMPANY LTD.

DIRECTORS' REPORT

Dear Shareholders,

Your Directors have great pleasure in presenting the 24th Annual Report on the performance of your Company for the financial year ended March 31, 2023, along with Audited Financial Statements, Auditors' Report and comments of the Comptroller and Auditor General of India for the year ended March 31, 2023.

1. FINANCIAL RESULTS

Your Company has prepared the financial statements on going concern basis following accrual basis of accounting and complies with Indian Accounting Standards (Ind AS) notified under the Companies (Indian Accounting Standards) Rules, 2015 and subsequent amendments thereto, the Companies Act, 2013 ("Act") (to the extent notified and applicable), and the provisions of the Electricity Act, 2003 to the extent applicable.

Since CPP-II (including Rourkela expansion and Durgapur PP-III) Units of your Company are captive units to SAIL, as per Ind AS 116, fixed assets of CPP-II units have been accounted for, by SAIL and the Company has recognized finance lease recoverable in lieu of same.

In accordance with Ind AS the highlights of financials are given as under:

(₹ Crore)

Particulars	2022-23	2021-22
Total Income	3707.74	2955.34
Operating Expenditure	2983.06	2436.50
Finance Cost	99.04	9.10
Depreciation & Amortization Expenses	76.04	138.71
Profit before tax	549.60	371.03
Provision for Current Tax	35.12	5.26
Profit after Current Tax	514.48	365.77
Deferred Tax (Asset)/ liability	44.14	7.77
Profit After Tax	470.34	358.00
Other comprehensive income/ (loss)	0.66	(0.04)
Total comprehensive income	471.00	357.96

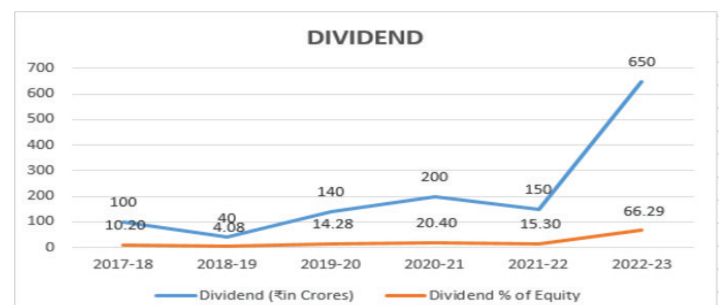
Your Company recorded a total income of ₹3707.74 crores during 2022-23 as against ₹2955.34 crores in the previous year, recording an increase of ₹752.40 crores. The total income in case of CPP II for the current year is ₹1938.48 crores (previous year ₹1414.44 crores) representing an increase of ₹524.04 crores over the previous year which includes total income from Rourkela PP II Expansion of ₹519.87 crores and Income from Durgapur PP-III Unit-I of ₹47.59 Crores.

In case of Bhilai PP-III total income for the current year is ₹1769.26 crores (previous year ₹1540.90 crores) representing an increase of ₹228.36 crores over the previous year. Increase in total income was on account of higher generation schedule received during the year in comparison to previous year, and impact of finalization of tariff order for the period 2014-19.

The Profit After Tax (PAT) for the year is higher by ₹112.34 crores over the previous year. The PAT was higher mainly due to full year operation of Rourkela PP Expansion Unit, part year operation of one unit of Durgapur PP-III and finalisation of tariff order for the period 2014-19 of Bhilai PP-III.

2. DIVIDEND

Your Company has paid an interim dividend of ₹650.00 crores during the Financial Year 2022-23. The detail of year-wise dividend paid for financial years are as follows:



3. REDEMPTION OF BONDS

During the year under review, the Non- Convertible Debentures ("NCDs") issued by the Company for ₹500.00 Crore (Rupees Five Hundred Crore only) have been fully redeemed and payment to debt security holders has been completed on maturity on 11th July, 2022 and no dues are outstanding towards the Principal and Interest in respect of the aforesaid NCDs.

4. LOANS AND INVESTMENTS

Your Company has not granted any loans, given any guarantee or made any investments under Section 186 of the Companies Act, 2013, during the year.

4.1 Financing of New Projects

Your Board believes that internal accruals of the Company would be sufficient to finance the equity component for the new projects. Given its low-gear capital structure and strong credit ratings of AA+ Stable by CRISIL, your Company is well positioned to raise the required borrowings. Further, your Company is consistently doing debt swapping in case of domestic loan and cheaper loans are being utilised to repay the older loans with higher rate of interest without paying any repayment penalty to the bank.

4.2 Credit Ratings

During the year, CRISIL Ratings has assigned Credit rating of bank facilities for ₹3500.00 crore to the Company, as per the Rating Rationale given below:

Long Term Rating	CRISIL AA+/ Stable (Upgraded from `CRISIL AA/ Positive)
Short Term Rating	CRISIL A1+ (Reaffirmed)

5. PARTICULARS OF CONTRACTS OR ARRANGEMENTS WITH RELATED PARTIES

The Companies Amendment Act, 2017, has amended the existing definition of relative under Section 2(76) of the Companies Act, 2013 vide notification dated 9th February, 2018 including thereby an investing company or the venturer of the company, pursuant to which our promoter companies NTPC and SAIL being the investing company/ joint venture partners have fallen under the purview of "Related Party" of your Company. However, all the transactions undertaken with NTPC and SAIL are in the ordinary course of business and on an arm's length basis. So, technically the Company is not required to obtain approval of Board and Shareholders for entering into any transactions with NTPC and SAIL. But for adherence to good Corporate Governance and abundant caution, your Company takes approval of the Audit Committee and Board of Directors of transactions with SAIL & NTPC who are Promoters & investors in the Company.

6. ADEQUACY OF INTERNAL FINANCIAL CONTROLS WITH REFERENCE TO THE FINANCIAL STATEMENTS

Your Company has in place adequate internal financial controls with reference to financial statements.

During the year, such controls were tested and no reportable material weakness in the design or operation were observed.

7. OPERATIONAL PERFORMANCE

During the financial year 2022-23, Captive Power units (584 MW) of your Company have generated 2653.06 MU at a Plant Load Factor (PLF) of 52.76% with Availability Factor (AVF) 84.62% and saturated steam of 9.99 lakhs tons was also supplied to Bhilai steel plant.

Bhilai PP-III (2x250MW) generated 3791.95 MU at a PLF of 86.57% with declared capacity (DC) of 97.64%.

7.1 Installed Capacity

Project/ Unit installed	Capacity (MW)
Coal Based Power Projects	
Bhilai CPP-II	74
Rourkela CPP-II	120
Rourkela CPP-II Expansion	250
Durgapur CPP-II	120
Durgapur PP-III	20
Bhilai PP-III	500
Total	1084

7.2 New Capacity Addition

To cater to SAIL's enhanced power requirement due to its increased production capacity, your Company has undertaken various projects for implementation as detailed hereunder: -

Durgapur PP-III (2X20 MW)

EPC package was awarded to M/s ISGEC for Durgapur (2x20MW) PP-III in 2016. First Unit has been declared on commercial operation w.e.f 00:00 Hrs of 30.09.2022. Balance work for the project is in full swing and commissioning of the second unit is targeted in Financial Year 2023-24.

7.3 Fuel Security

During the Financial Year 2022-23, the supply position of coal is given as under:

Fuel Supply for Bhilai PP-III (2X250 MW)

Your Company signed a Long Term Coal Supply Agreement for 2.408 MMTPA with South Eastern Coalfields Limited (SECL) in 2013-14 for meeting a major part of its coal requirement. To meet the balance of coal quantity, a yearly MOU for 0.5 MMT was signed with the Singareni Collieries Company



Limited (SCCL). Your company also procured 1.70 LMT imported coal. During the year, FSA coal realization was approximately 109.6%. Coal received through MoU and e-Auction route during the year 2022-23 was 0.91 LMT. For Captive units of NSPCL at Durgapur, Rourkela and Bhilai, coal is supplied by SAIL.

7.4 Environment Management

Your Company is committed to meet the expectations of stakeholders in an environmentally sustainable manner. Environmental sustainability is achieved by minimizing utilization of natural resources, recycling and effective waste management through continual process improvement”.

A. Control of Air Emissions - SOx, NOx & SPM reduction

In order to comply with the applicable new environmental norms notified by MOEF & CC vide Gazette Notification dated 07.12.2015, your Company is committed to maintaining new MoEF norms for Suspended Particulate Matter (SPM), Sulphur dioxide (SO2), Oxides of Nitrogen (NOx), Mercury emission and Water consumption for thermal power plants. For Bhilai PP-III, FGD Package has been awarded to M/s BHEL and work is under progress. For Rourkela PP II Expansion Unit, FGD Package Engineering and tendering is under progress. For the De-NOx Package for Rourkela PP-II Expansion Unit, a contract has been awarded to M/s L&T Mitsubishi Boilers (LMB) and for Bhilai PP-III it has already been commissioned. NIT for FGD of CPP-II Units is under progress. Durgapur PP-III is already designed to be compliant to new limits for SOx and NOx.

Major up-gradation of ESP has been completed in Rourkela and Durgapur. ESP up-gradation of Bhilai PP-II units (74MW) is also taken up through NTPC Consultancy. Bhilai PP-III units (2 X 250 MW) are compliant to new SPM limits. Rourkela PP-II Expansion (1X250 MW) & First unit of Durgapur PP-III (2X20 MW) which is commissioned and Second Unit of Durgapur PP-III (2X20 MW) which is under construction are designed to be compliant to new SPM limit.

B. Control of Water Usage

Your Company has initiated actions to optimize specific raw water consumption through steps like ash water recirculation, closed-cycle cooling water system and water conservation.

C. Ash Utilization

During the Financial Year 2022-23, over 28.63 lakh tons (140% of ash generated) of ash has been utilized for various productive purposes. Major utilization was in the areas of land development, cement manufacturing, ash brick manufacturing, highway embankment etc. Dry ash evacuation systems are in operation in units to optimize ash utilization. In Durgapur and Bhilai, dry fly ash is being sold and the amount generated is used exclusively for the development of infrastructure and promotional activities for increasing fly ash utilization. In all the stations of NSPCL, pond ash is being transported to NHAI for construction of Highways. Further, Rourkela is also utilizing ash to fill abandoned Quarries.

Plant-wise ash utilization are as follows:

Plant	Utilization %
Durgapur (2 x 60 MW+1 X20 MW)	164%
Rourkela (2 x 60 MW+ 1X 250 MW)	149%
Bhilai PP2 (2 x 30 MW) + (1 x 14 MW)	105%
Bhilai PP3 (2 x 250 MW)	134%
NSPCL (1084 MW)	140%

Your Company has in place a comprehensive Ash Utilization Policy to further streamline the process of ash utilization.

D. Renewable Energy

Your Company has installed a solar power plant of 130 KW in Bhilai and 100 KW in Durgapur on the rooftops.

Consultancy contract for installation of 15 MW floating solar plant at Bhilai has been awarded to NTPC. DPR for the same has been prepared and approved by NSPCL Board.

E. Energy Conservation Under Pat Scheme

Perform, Achieve & Trade (PAT) is flagship scheme under the National Mission for Enhanced Energy Efficiency (NMEEE). The mission is implemented by the Bureau of Energy Efficiency under the guidance of the Ministry of Power. During second cycle of PAT Scheme completed in 2019-20, NSPCL has been issued 11610 no of Energy Saving Certificates (ESCerts) by Ministry of Power. These ESCerts are a tradable commodity. In Financial Year 2022-23 your company has traded 133 no. of ESCerts.

F. Tree Plantation

Your company has spent Rs. 95.20 lakhs in Financial Year 2022-23 in afforestation activities, to protect the ecology and environment. Till financial year 2022-23, NSPCL has planted 5,35,164 trees.

8. COMMERCIAL PERFORMANCE

Your Company has realized 100% payment of current bills raised for Sale of power during the payment cycle for the Financial Year 2022-23. During Financial Year 2022-23, energy billing of Rs. 2523 crores have been done consisting of Rs. 1655.40 Crore for supply of power from Bhilai Expansion Power Plant (2x250 MW) to its various beneficiaries and Rs. 867.60 Crore for supply of power from Captive Power Plants ("CPP") at Durgapur, Rourkela and Bhilai. Bills of CPPs are exclusive of coal consumed.

Bhilai Expansion Power Plant (2x250 MW) is an interstate power plant and tariff of this plant is determined by Hon'ble CERC as per the extant Tariff Regulations.

All the beneficiaries of Bhilai Expansion Power Plant (2x250 MW) viz. Bhilai Steel Plant/SAIL, Chhattisgarh State Power Distribution Company Limited (CSPDCL) and Dadra & Nagar Haveli and Daman & Diu Power Distribution Corporation Limited (DNHDDPDCL) are maintaining letters of credit (LCs) as per requirement of PPA signed with them.

8.1 Customer Relationship

Customer Relationship Management (CRM) initiative has been taken by your Company which is helping in significant improvement in the cash flow situation. Regular structured interaction with the customers is in place for constant feedback and improvement. In this regard, your company had organized a Customer Meet on 8th of October 2022 at Agra which was attended by all the customers and stakeholders including WRLDC, NLDC and WRPC representatives.

8.2 CERC Regulations/ Tariff Petitions

Since the Bhilai Expansion Plant (2x250 MW) of your company is under regulated Tariff of CERC, compliance of all regulations are being ensured.

True-up Tariff Order for the period from 01.04.2014 to 31.03.2019 i.r.o. Bhilai Expansion Plant (2x250 MW) was issued by Hon'ble CERC vide Order dated 04.08.2022. Hon'ble CERC has also issued a review order i.r.o. this period vide order dated 21.03.2023.

Tariff for the period from 01.04.2019 to 31.03.2024 was also determined by Hon'ble CERC vide Order dated 27.09.2022.

Your company has given effect to the above orders as per CERC Regulations.

New Regulations like DSM Regulation 2022, Ancillary Service Regulations 2022 have been notified by Hon'ble CERC and are in operation. The operation of Bhilai Expansion Plant is being done in accordance with these Regulations.

8.3 Insurance of NSPCL Assets

Your Company's Stations are adequately insured under wide Mega Risk Package Insurance Policy covering all risks viz. Fire Insurance including Storm, Tempest, Flood, Inundation (STFI), Riot, Strike, Malicious and Terrorist Damages (RSMTD), Third Party Liability and Earthquake. All major equipments like SG, TG, Generators etc. are duly covered under Machinery Breakdown Policy (MBD) along with a host of Extensions and add-on covers.

9. HUMAN RESOURCE MANAGEMENT

Human capital is vital for any organization to sustain itself in this volatile, uncertain, complex and ambiguous environment. The Company values its human resources and is committed to provide them with an enabling environment which motivates, facilitates their growth and rewards them for their contributions.

Your Company takes pride in its highly motivated and competent Human Resource that has contributed its best to bring the Company to its present heights. Your Company truly values its Human Resource who commit themselves towards the pursuit of uninterrupted power generation. "People First" approach of your Company has been instrumental in achieving sustainable growth & meeting stakeholders' expectations. Your company has been consistently working on the four HR building blocks viz. Competency Building, Commitment Building, Culture Building and System Building.

Your company believes in investing in human resources for the achievement of organizational goals. To keep their morale high, your Company extends the best of welfare benefits to employees and their dependents by way of comprehensive medical care, education, housing, social security and other facilities. Yours is a learning organization, wherein technology is



extensively used as a medium for knowledge sharing and information dissemination. In order to develop a culture of learning & continuous development, initiatives like Professional Circles, Quality Circles, Suggestion Schemes, Business Quizzes etc. are encouraged. Even during the pandemic, diligent efforts were made to continue the programmes digitally.

Your Company believes in the philosophy of continuous improvement through constant feedback & action plan. Internal Customer Surveys are conducted periodically at all Units and Corporate Centre to measure the effectiveness of service functions in the organization. The feedback received from these surveys have been vital in giving us the path forward to enable us to constantly improve the efficiency of our service functions.

9.1 Company Cadre Building

Your Company has been focusing on building its own competent Cadre since 2006. In order to achieve a lean organization structure, in line with the manpower sanction of 702 employees for 1104 MW, granted by the Board in 2019-20, strategic redeployment of manpower has been done. Leaders have been identified from NSPCL Cadre and placed on identified positions after the repatriation of top and middle level NTPC Executives.

NSPCL cadre strength as on 31.03.2023 was 88.37%. The total strength of the company was 662 as on 31.03.2023 out of which 585 employees are from its own cadre.

Job Rotation: To accelerate the learning curve of employees and help develop fresh perspectives emphasis is given on job rotation. During the Financial Year 2022-23, job rotation of 55 employees has been done.

9.2 Employee Welfare

Your Company believes in building familial relations with its employees and hence a lot of stress is given on enhancing Employee welfare, engagement and work life balance. In the Financial Year 2022-23, various employee welfare initiatives were undertaken such as holding talk cum interactive sessions on emerging health issues and building awareness on lifestyle enrichment matters, extension of medical benefits through hospital tie ups, telemedicine options etc. to enhance the quality of life of its employees.

Although the situation resumed normalcy during the Financial Year 2022-23, it was decided to hold welfare events in a cautious & phased manner with the primary intent to safeguard the employees and stakeholders of any residual danger. This way NSPCL played its part in being a responsible part of the community. However, despite the restrictions, numerous online programmes were conducted for employees and their family members to keep them in high spirits.

NSPCL is proud of its systems for providing a good quality of work-life for its employees through various cultural, recreational and health-rejuvenating programmes organized round the year. Employee welfare association is active in all 4 units of NSPCL. The Recreation Club, Sports Council and the Ladies Club are actively organizing welfare activities round the year for employees and families in all 3 units. No stone is left unturned in ensuring optimal employee engagement. Various initiatives like essay writing, poster making, debate competitions were organized on current topics for employees as well as their family members. These competitions were a part of broader events like Vigilance Awareness Week, Hindi Pakhwada, Sadbhawna Diwas etc.

9.3 Training & Development

Your company has always been a learning organization, and believes in the power of knowledge and considers training expenditure as rather than simply a cost. Training programmes are designed for the Employees on the basis of training needs analysis done at the start of the year based on last year's performance evaluation and to address the competency gaps identified consequently. Your company has also taken up an organization wide initiative in collaboration with XLRI, Jamshedpur to upskill all HR executives. The programme has been customized as per the people processes at NSPCL and is targeted to keep the HR fraternity at NSPCL abreast with all the latest developments around the business domain.

With the intent to enable our employees to prepare for future roles on promotion, your Company has introduced the scheme of planned interventions. Online/ Offline training has been provided to employees. Simulator training has been provided to employees to give them hands-on experience of diverse work situations.

Several initiatives have been introduced for professional upgradation of Employees and to increase the interaction among employees of all Units and CC.

Your company has also initiated to provide technical training to its Contract Workers. This will be particularly instrumental in capability development of the outsourced manpower which will in turn be beneficial towards the performance of our units. Skill upgradation training has been provided to Contract labour during the Financial Year 2022-23.

9.4 Employee Relations

Regular interactions/communication meetings were held between the Management and employee groups and the meetings of all Bi-partite fora were held during the year in line with the Communication matrix. Total 52 meetings of various participative fora were organized during the Financial Year 2022-23. Two-way communication is ensured on relevant topics during such interactions, suggestions are invited thereon, policies are formulated by mutual participation, thus ensuring ownership. Communication meetings through Video Conferencing were also encouraged.

9.5 HR Unified Shared Services

HR unified shared services which were started at NSPCL, Bhilai on 25.09.2018, with an objective to centralize the HR processes like employee benefits and PMS is functioning smoothly. This is one of the initiatives through which our organization is deriving the benefits of digitization and paperless Employee Benefits (EB) functions.

9.6 Other Welfare Measures

In your Company, an entire gamut of benefits, from paid Childcare leave, telemedicine, Post-retirement Medical benefits (PRMS) to Family Economic Rehabilitation are extended to employees to meet any exigency that may arise in a person's life.

9.7 Women Empowerment

During the year, programmes on women empowerment and development, including programmes on gender sensitization and POSH were organized for senior leadership as well as the IC Members. Your Company actively supported and nominated its women employees for programmes organized by reputed agencies. To maintain work life balance and to manage career aspirations, paid childcare leave is provided to women employees.

Women's Day was celebrated where the women employees & associates were felicitated.

10. CSR AND SUSTAINABLE DEVELOPMENT

A detailed report is placed at **Annexure- I**.

11. VIGILANCE

Your Company ensures transparency, objectivity and quality of decision making in its operations and to monitor the same, the Company has a Vigilance Department reporting to the Chief Vigilance Officer, NTPC.

11.1 Implementation of Integrity Pact

The Integrity Pact has been implemented in your Company since 2014. Presently, tenders having estimated value of ₹10 Crore (excluding taxes and duties) and above are covered under the Integrity Pact.

11.2 Implementation of various policies

Fraud Prevention Policy has been implemented in your Company and suspected fraud cases, referred by the Nodal Officers to Vigilance Department are investigated immediately to avoid/stop fraudulent behaviors as defined in "Fraud Prevention Policy". A uniform policy of banning business dealings with the contractors /vendors has been formulated and implemented.

12. PREVENTION, PROHIBITION AND REDRESSAL OF SEXUAL HARASSMENT OF WOMEN AT THE WORKPLACE

Under the provisions of "Sexual Harassment of Women at Workplace (Prevention, Prohibition and Redressal) Act, 2013" Internal Complaints Committee has been set up at Corporate Centre and all Units for investigating complaints related to Sexual Harassment of Women at Workplace. No complaints were received during 2022-23.

13. PARTICULARS OF EMPLOYEES

In terms of provisions of section 197(12) of the Act read with the Rule 5 of the Companies (Appointment and Remuneration of Managerial Personnel) Rules, 2014 and the Companies (Appointment and Remuneration of Managerial Personnel) Amendment Rules, 2016, the details of the top ten employees of the Company in terms of remuneration drawn are placed at **Annexure-V** to this Report. Further, no employees were covered under the limits of remuneration specified in the said rules.



14. SECURITY, SAFETY AND AWARDS

Security: Your Company recognizes and accepts its responsibility for establishing and maintaining a secure working environment for all its installations, employees and associates. This is being taken care of by deploying CISF at all units/ Projects of your Company as per norms of Ministry of Home Affairs. Concrete steps are being taken for upgrading surveillance systems at all projects/ stations by installing state-of-the-art security systems.

Safety: Occupational health and safety at the workplace is one of the prime concerns of your Company Management. Utmost importance is given to provide a safe working environment and to inculcate safety awareness among the employees. Your Company has a 2-tier structure for Occupational Health and Safety Management, namely at Stations/ Projects, at Corporate Centre. Safety issues are discussed in the highest forum of Management like Risk Management Committee (RMC), Operation Reviews (ORTs), Project Reviews (PRTs) etc.

Your Company is fully committed to ensure and provide a safe and healthy work environment to comply with applicable regulations and statutory requirements and it has already formulated and approved safety policy for implementation. Regular plant inspections, internal and external safety audits including a Mandatory Audit through National Safety Council in all Stations are being carried out to identify unsafe conditions and practices if any, and corrective measures are taken wherever necessary. Your Company has also taken measures to continuously improve the systems and procedures, provide training and arrange an awareness program for all concerned. Safety awareness programs are also being held periodically.

Safety Awards:

NSPCL Bhilai bagged the Shreshtha Suraksha Puskar (Silver Trophy) under the Manufacturing Sector Group-C at the NSCI Safety Award-2021 on 04th July 2022

15. SUBSIDIARIES, JOINT VENTURES OR ASSOCIATE COMPANIES

Your Company has no subsidiary, joint venture or associate company.

16. IT AND COMMUNICATION

Company wide email under the domain nspcl.co.in was implemented with in-house efforts and email ids

provided to all employees. This is in operation from Feb 2015.

The primary MPLS connectivity for running ERP has been changed from M/s BSNL to M/s PGCIL with increased bandwidth for enhanced performance of the ERP system. A secondary MPLS link from M/s BSNL is provided for increased reliability of ERP connectivity.

To cater to work from home, VPN links were provided to users. To improve the reliability of VPN links and mail systems, one more link was commissioned at the Data center.

Video conference based meetings were made available for regular meetings including Board meetings. System was implemented for live viewing of real time Generation of all NSPCL running stations. This facility extended to newly commissioned units also.

To strengthen cyber security, Firewalls at Data centers were replaced with Next Generation Firewalls (NGFW)

17. CHANGE IN THE BOARD OF DIRECTORS AND KMPs

In compliance with the requirements of the Act and Articles of Association, the Company, as on date, has 6 (Six) Directors on Board.

During the year under review, the following changes have taken place in respect of Board Appointments:

- a. NTPC withdrew the nomination of Ms. Alka Saigal as Nominee Director w.e.f. April 30, 2022 and nominated Ms. Shobha Pattabhiraman, CGM(Contracts), NTPC as Nominee Director on the Board of NSPCL. Her appointment is effective from May 24, 2022.
- b. SAIL, through its letter dated July 17, 2022, withdrew the nomination of Shri A.K. Bhatta and nominated Shri M.B. Balakrishnan, CGM & Co. Secretary, SAIL as Nominee Director on the Board of NSPCL. His appointment is effective from August 13, 2022.
- c. NTPC through its letter dated February 02, 2023, withdrew the nomination of Shri Adesh and nominated Shri Sivakumar Chilakapati, ED(USSC), NTPC as Nominee Director on the Board of NSPCL. His appointment is effective from March 31, 2023.

The Board placed on record its deep appreciation for the contributions made by Ms. Alka Saigal, Shri A.K. Bhatta and Shri Adesh during their respective tenures.

Further, the following Key Managerial Personnel have been appointed and ceased during the year:

- a. NTPC through its letter dated June 30, 2022, has withdrawn the nomination of Sh. Narendra Kumar Gupta, CFO and nominated Sh. Rajiv Srivastava in his place. Appointment of Sh. Rajiv Srivastava, CFO is effective from July 14, 2022.
- b. NTPC withdrew the nomination of Sh. Debasish Chattopadhyay as CEO w.e.f. February 9, 2023 and nominated Sh. Basuraj Goswami in his place. Appointment of Sh. Basuraj Goswami, CEO is effective from February 21, 2023.
- c. Ms. Dimpy Trikha ceased to be the Company Secretary of the Company w.e.f. September 8, 2022. Subsequently, Ms. Shagun Bajpai was appointed by the Board as the Company Secretary w.e.f. February 21, 2023.

The Board placed on record its deep appreciation for the contributions made by Sh. Debasish Chattopadhyay, Sh. Narendra Kumar Gupta and Ms. Dimpy Trikha during their respective tenures.

18. MEETINGS OF THE BOARD OF DIRECTORS AND ITS SUB-COMMITTEES AND ATTENDANCE OF DIRECTORS

Detailed information has been provided in the Corporate Governance Report placed at **Annexure-IV**.

19. CORPORATE GOVERNANCE REPORT

A report on Corporate Governance is placed at **Annexure-IV**.

20. PERFORMANCE EVALUATION OF THE DIRECTORS AND THE BOARD

As required under the Act, evaluation of the performance of Directors including that of the Independent Directors/ Board/ Committees is to be carried out either by the Board or by the Nomination and Remuneration Committee or by the Independent Directors.

All the Directors are nominated by NTPC and SAIL. The Directors nominated by NTPC and SAIL are being evaluated under a well laid down procedure for evaluation by the promoters.

21. CONSERVATION OF ENERGY, TECHNOLOGY ABSORPTION, FOREIGN EXCHANGE EARNING AND OUTGO.

Your Company has been adopting modern technology to conserve energy both in the field of operation as well as in the office.

Information in accordance with the provisions of Section 134(3) of the Act read with Companies (Accounts) Rules, 2014 regarding the conservation of energy, technology absorption and foreign exchange earnings and outgo is given in **Annexure-III** to this Report.

22. DEVELOPMENT AND IMPLEMENTATION OF A RISK MANAGEMENT POLICY

The Risk Management Policy of your Company was approved by the Board on April 27, 2015. In line with the above, Enterprise Risk Management Committee (ERMC), a Sub-Committee of NSPCL Board, had been constituted to review risk portfolio and risk mitigation plans, finalization of Risk assessment/ classification & prioritization of identified risks, monitor implementation of risk management mechanism etc. Identified risks are being regularly monitored. Through ERMC Committee Meetings the proposed mitigation measures are deliberated and decisions are taken. Subsequent to ERMC meetings, NSPCL Board is being apprised about the information on the top risks and decisions taken in ERMC meetings.

The risks identified by the ERMC in its 15th Meeting held on 3rd February, 2023 are as under:

- Consistency in Fuel Supply.
- Compliance of Regulatory Norms for Environment & Ash utilization.
- Operation and Running of Expansion Units.
- Sustaining efficient plant operations of ageing units.
- Breach of information security & Non-availability/ failure/sub-optimal use of ERP.
- NSPCL Cadre development.
- Financial risks.

23. STATUTORY AUDITORS

The Statutory Auditors of your Company are appointed by the Comptroller & Auditor General of India. M/s Dinesh Jain & Associates, Chartered Accountants



were appointed as the Statutory Auditors for the Financial Year 2022-23.

24. COST AUDITORS

As prescribed under the Companies (Cost Records and Audit) Rules, 2014, the Cost Accounting records are being maintained by all stations of your Company. M/s. Niran & Co, Cost Accountants have been appointed as Cost Auditors for the Financial Year 2022-23 for all the stations including the Corporate Office. The Cost Audit Reports for the Financial Year ended 31st March 2023 shall be filed within the prescribed time period.

25. SECRETARIAL AUDIT

The Company has appointed M/s. A.K. Rastogi & Associates, Company Secretaries, to conduct Secretarial Audit for the Financial Year 2022-23. The Secretarial Audit Report for the financial year ended March 31, 2023, is annexed herewith marked as **Annexure-VI** to this Report.

26. INTERNAL AUDIT

The Board in its 208th Board Meeting had appointed M/s Kailash Chand Jain & Co., Chartered Accountants and M/s RN Singh & Co., Chartered Accountants as Internal Auditors for the Financial Year 2022-23.

27. REVIEW OF ACCOUNTS BY COMPTROLLER & AUDITOR GENERAL OF INDIA

The Comptroller & Auditor General of India (C&AG), through their letter dated June 22, 2023, have given NIL Comments on the accounts of the Company for the year 2022-23. The same is being placed with the report of Statutory Auditors of your Company elsewhere in this Annual Report. Further, as per assurance given during supplementary audit, additional details have been incorporated in note no. 30 as identified by CAG Auditors and the same have been corrected in the Annual Report.

28. ANNUAL RETURN

Annual Return of your Company is updated at the website of the Company the same can be accessed through the link: www.nspcl.co.in

29. MANAGEMENT DISCUSSION AND ANALYSIS REPORT

A report on Management Discussion and Analysis is placed at **Annexure-II**.

30. GENERAL DISCLOSURES

During the year under review, the disclosures are given below in respect of the following items:

- a) There was no change in the Company's Share Capital during the year under review.
- b) Company has not issued equity shares with differential rights as to voting, dividend or otherwise.
- c) Company has not issued any shares with differential rights, sweat equity shares, ESOS, etc. to employees of the Company or to others under any scheme.
- d) Your Company has not accepted any deposits during the year.
- e) There has been no change in the nature of the business of the Company.
- f) During the year under review, no significant or material orders were passed by the Regulators or Courts or Tribunals which impact the going concern status and Company's operations in future.
- g) Except as disclosed elsewhere in the Annual Report, there have been no material changes and commitments, which can affect the financial position of the Company between the end of financial year i.e. 31st March, 2023 and the date of this report

31. DIRECTORS RESPONSIBILITY STATEMENT

In accordance with the provisions of 134(5) of the Act, your Directors hereby confirm:

- (a) in the preparation of the Annual Accounts, the applicable accounting standards had been followed along with proper explanation relating to material departures.
- (b) the Directors had selected such accounting policies and applied them consistently and made judgments and estimates that are reasonable and prudent so as to give a true and fair view of the state of affairs of the Company at the end of the financial year and of the profit and loss of the Company for that period.
- (c) the Directors had taken proper and sufficient care for the maintenance of adequate accounting

records in accordance with the provisions of this Act for safeguarding the assets of the Company and for preventing and detecting fraud and other irregularities;

- (d) the Directors had prepared the annual accounts on a going concern basis and;
- (e) the Directors had devised proper systems to ensure compliance with the provisions of all applicable laws and that such systems were adequate and operating effectively.

32. ACKNOWLEDGEMENT

Your Directors acknowledge and deeply appreciate the cooperation extended by NTPC, SAIL and their employees towards the growth of the Company. The Directors are thankful to the Ministry of Steel and the Ministry of Power for the cooperation, support and guidance provided to the Company from time to time. Your Board also acknowledges the co-operation received from the Comptroller & Auditor General of India, all the Auditors and the Bankers of the Company.

Your Directors thankfully acknowledge the cooperation received from the State Governments as well as the Pollution Control Boards of West Bengal, Odisha and Chhattisgarh respectively and the Central Pollution Control Board and their various officials.

The Board wishes to place on record its appreciation for the untiring efforts and contributions made by the employees at all levels to ensure that the Company continues to grow and excel.

The Directors look forward to a bright future for the Company with confidence.

For and on behalf of Board of Directors

**Sd/-
(Dillip Kumar Patel)
Chairman
DIN : 08695490**

**Date : 6th September, 2023
Place : New Delhi**



[Annexure -I]

ANNUAL REPORT ON CORPORATE SOCIAL RESPONSIBILITY ("CSR") ACTIVITIES FOR THE YEAR ENDED 31ST MARCH, 2023

1. Brief outline on CSR Policy of the Company.

NSPCL is committed to inclusive growth and sustainable development with special focus on the communities in the neighbourhood of its operations by improving the quality of life of the society, promoting inclusive growth and environmental sustainability.

All the activities and programs undertaken by the Company towards CSR are in pursuance to the CSR Policy, Companies Act, 2013 and guidelines issued by the Govt. of India, from time to time.

The CSR Theme for financial year 2022-23 was "Health and Nutrition" which has been aligned with the theme identified by the Govt. Other areas for NSPCL CSR activities are Education, Skill Development, Women Empowerment, Sanitation and Hygiene, promotion of art and culture etc. NSPCL CSR efforts are focused on Local Area/ immediate vicinity of its stations/locations.

2. Composition of CSR Committee (as on 31st March, 2023):

Sl. No.	Name of Director	Designation / Nature of Directorship	Number of meetings of CSR Committee held during the year	Number of meetings of CSR Committee attended during the year
1.	*Ms. Shobha Pattabhiraman	Chairperson	0	0
2.	*Shri. P.K. Sarkar	Member	0	0
3.	Dr. A. K. Panda	Member	1	1

*The Committee was reconstituted by the Board of Directors on 17.09.2023 and the aforesaid Directors were inducted. No CSR Committee meeting was held after the aforesaid induction.

3. Provide the web-link where Composition of CSR committee, CSR Policy and CSR projects approved by the board are disclosed on the website of the company.

www.nspcl.co.in

4. Provide the executive summary along with web-link(s) of Impact Assessment of CSR Projects carried out in pursuance of sub-rule (3) of rule 8, if applicable.

NA

5. (a) Average net profit of the company as per section 135(5).- ₹36882.08 Lakh

(b) Two percent of average net profit of the company as per section 135(5)- ₹737.64 Lakh

(c) Surplus arising out of the CSR projects or programmes or activities of the previous financial years.- NIL

(d) Amount required to be set off for the financial year, if any- ₹19.49 Lakh

(e) Total CSR obligation for the financial year (b+c-d).- ₹718.15 Lakh

*The excess amount spent for the FY 2021-22 amounting to ₹19.49 Lakh was not set-off during the FY 2022-23 and is available for set-off in the subsequent years.

6. (a) Amount spent on CSR Projects (both Ongoing Project and other than Ongoing Project).- ₹749.15 Lakh

(b) Amount spent in Administrative Overheads- Nil

(c) Amount spent on Impact Assessment, if applicable- Nil

(d) Total amount spent for the Financial Year (a+b+c)- ₹749.15 Lakh

(e) CSR amount spent or unspent for the Financial Year:

Total Amount Spent for the Financial Year. (₹ in Lakh)	Amount Unspent (in Rs.)				
	Total Amount transferred to Unspent CSR Account as per section 135(6).		Amount transferred to any fund specified under Schedule VII as per second proviso to section 135(5).		
	Amount	Date of transfer	Name of the Fund	Amount	Date of transfer
749.15	-	-	-	-	-

(g) Excess amount for set off, if any

Sl. No.	Particular	₹ In Lakh
(i)	Two percent of average net profit of the company as per section 135(5)	737.64
(ii)	Total amount spent for the Financial Year	749.15
(iii)	Excess amount spent for the financial year [(ii)-(i)]	11.51
(iv)	Surplus arising out of the CSR projects or programmes or activities of the previous financial years, if any	-
(v)	*Amount available for set off in succeeding financial years [(iii)-(iv)]	31.00

*Excess expense amount of ₹19.49 Lakh spent during the FY 2021-22 is included in ₹31.00 Lakh available for set off in succeeding financial years.

7. (a) Details of Unspent CSR amount for the preceding three financial years:

(₹ in Lakh)

Sl. No.	Preceding Financial Year.	Amount transferred to Unspent CSR Account under section 135 (6)	Balance Amount in Unspent CSR Account under sub-section (6) of section 135	Amount spent in the reporting Financial Year	Amount transferred to a Fund as specified under Schedule VII as per second proviso to sub-section (5) of section 135, if any		Amount remaining to be spent in succeeding Financial Years	Deficiency, if any
					Amount	Date of Transfer		
1.	2021-22							
2.	2020-21							
3.	2019-20							

8. Whether any capital assets have been created or acquired through Corporate Social Responsibility amount spent in the Financial Year: No

Furnish the details relating to such asset(s) so created or acquired through Corporate Social Responsibility amount spent in the Financial Year:



Sl. No.	Short particulars of the property or asset(s) [including complete address and location of the property]	Pincode of the property or asset(s)	Date of creation	Amount of CSR amount spent	Details of entity/ Authority/ beneficiary of the registered owner		
					CSR Registration Number, if applicable	Name	Registered address
NA							

9. Specify the reason(s), if the company has failed to spend two per cent of the average net profit as per section 135(5).

NA

Sd/-
Basuraj Goswami
 (Chief Executive Officer)

Sd/-
Shobha Pattabhiraman
 (Chairperson CSR Committee)



GIRL EMPOWERMENT MISSION 2022

[Annexure -II]

MANAGEMENT DISCUSSION AND ANALYSIS REPORT

BUSINESS SCENARIO

Industry

An Overview of Industry developments

India's power sector is one of the most diversified in the world. Sources of power generation range from conventional sources such as coal, lignite, natural gas, oil, hydro and nuclear power, to viable non-conventional sources such as wind, solar, agricultural and domestic waste. Electricity demand in the country has increased rapidly and is expected to rise further in the years to come. In order to meet the increasing demand for electricity in the country, massive addition to the installed generating capacity is required.

Growing population along with increasing electrification and per-capita usage will provide further impetus.

In the Union Budget 2023-24, the government allocated US\$ 885 million (₹7,327 crore) for the solar power sector including grid, off-grid, and PM-KUSUM projects.

India was ranked fourth in wind power capacity and solar power capacity and fourth in renewable power installed capacity, as of 2021. India is the only country among the G20 nations that is on track to achieve the targets under the Paris Agreement.

Analysis of power sector considering its strength and weakness is detailed below:

Major highlights in 2022-23

- o The Overall generation (including generation from grid connected renewable sources) in the country has increased from 1110.458 BU during 2014-15 to 1173.603 BU during the year 2015-16, 1241.689 BU during 2016-17, 1308.146 BU during 2017-18, 1376.095 BU during 2018-19, 1389.121 BU during 2019-20, 1381.855 BU during 2020-21, 1491.859 BU during 2021-22 & 1624.158 BU during 2022-23. The performance of generation during the year 2022-23 was as follows: -

-Thermal increased by	8.20%
-Hydro increased by	6.87%
-Nuclear decreased by	2.72%
-Renewables increased by	19.10%
-Overall growth rate	8.87%

- o Overall Energy deficit and Peak shortage were 0.5% and 4% respectively.
- o Total 1580 MW generation capacity addition (Thermal, Hydro, Nuclear) against a target of 8830 MW was done in financial year 22-23 (5436 MW in financial year 21-22).
- o A total of 14625 circuit-km (ckm) of transmission lines and 75902 MVA transformation capacity was added in the Central, State & Private Sector.
(Source: MOP & CEA)

Installed capacity

- o Total Installed capacity as on 31st March, 2023 was 416059 MW

Sector	Total Capacity(MW)	% share
State	105726	25
Central	100055	24
Private	210278	51
Total	416059	100

(Source: CEA)

Out of the above total installed capacity of around 416 GW, a large percentage of around 237.27 GW (~57%) is through Thermal generation. Hydro (46.85 GW), Renewable energy sources (125.16 GW) and Nuclear (6.7 GW) comprise the balance capacity.

Generation and Capacity Utilization (PLF)

Electricity generation in financial year 22-23 vis-à-vis financial year 21-22 has increased.

Sector	FY 22-23 (BU)	FY 21-22 (BU)
Thermal	1206.15	1114.69
Nuclear	45.83	47.06
Hydro	162.05	151.63



The PLF in the country (Coal & Lignite based) from 2017-18 to 2022-23 is as under:

Year	PLF %	Sector-wise PLF (%)		
		Central	State	Private
2017-18	60.67	72.35	56.83	55.32
2018-19	61.07	72.64	57.81	55.24
2019-20	55.99	64.21	50.24	54.64
2020-21	53.37	61.78	44.68	54.27
2021-22	58.87	69.71	54.50	53.62
2022-23	64.15	74.67	61.85	56.63

Challenges Ahead

The demand-supply gap has reduced manifolds in the past few years. However, the task at hand remains to meet the capacity addition targets set each year and to ensure that most economical electricity is provided to all.

Recent trend of replacement of thermal power generation with renewable energy generation, complemented with energy storage technology is posing new technological challenges. Planning for an optimal mix of power generation capacity from all sources (renewables & non-renewables) keeping techno-economic considerations in picture is the need of the hour.

Concerns relating to pollution and the disposal of a large amount of ash from coal-based power stations, which are the mainstay of India’s power generation, are being addressed through strategies to promote environmentally sustainable power development. The recent environment regulations w.r.t. emission parameters and water consumption shall entail an increase in cost of electricity for power generation through thermal-based Projects. Further, existing coal plants will require major renovation to meet the variable demand in future with increasing renewable presence in the grid by selling surplus power to the grid.

Captive Sector

Captive power sector in India was facilitated with the enactment of The Electricity Act in 2003 and subsequent Electricity Rules of 2005 which have clearly defined the captive power plants. As per the above, captive power plant needs to meet the following two conditions:

- (i) not less than twenty-six percent of the ownership is held by the captive user(s)

- (ii) not less than fifty-one percent of the aggregate electricity generated in such a plant, determined on an annual basis, is consumed for captive use.

Further, the provisions of the Act allow sale of surplus power up to a maximum of 49% of the capacity of the captive power plant to bulk purchasers after consumption of 51% of capacity for own use on an annualized basis. This facility has facilitated surplus power supply to the grid reducing power demand-supply shortages.

Captive power plant capacity is about 20% of total installed capacity. Majority share (64%) of the captive power generation (49.9 GW) is coal-based. Some issues of the segment like open access, parallel operation charge, cross-subsidy surcharge etc. need to be addressed.

Potential for Growth

India has huge ambitions in energy transition and plans to have 500 GW of non-fossil based electricity installed capacity by 2030, so that non-fossil cleaner fuel comprises 50% of the installed capacity mix by 2030.

The per capita consumption of electricity in India (1208 KWh) is still way less than the world’s average (3052 KWh). With the growing population and improved GDP, electricity consumption is set to rise, in total as well as on a per capita basis.

Achievement of capacity addition targets for last 05 financial years is given below:

Financial Year	Target (MW)	Achieved (MW)
2018-19	8106.15	5921.75
2019-20	12186.14	7065
2020-21	11197.15	5436.15
2021-22	11478	4878
2022-23	8830	1580

As one of the most important drivers for growth and development of the country, to support the economy as well as to bridge the shortfall in capacity addition targets in previous years, the future of electricity generation is promising.

Electricity is one of the critical input cost components (approximately 30–35% of production cost) for infrastructural industry sectors like Steel, Cement, Aluminum. Reliability and continuous availability of power are vital requirements for the above industries. Hence, captive power plants providing

reliable power supply with competitive cost of production are an advantage to these industries as the power requirement in these industries is high. Further, Captive generation also plays a key role to meet the demand growth and in mitigating the power shortage. As such, the potential for growth of the captive power segment is considerable.

OPPORTUNITIES FOR NSPCL

Growth in Power sector presents significant potential for growth of NSPCL in the following areas as under:

Capacity Addition

First Unit of Durgapur PP-III (2 X 20 MW) was successfully commissioned on 30.09.2022 at 00:00 Hours.

Work for Unit #2 is in full swing and is expected to be commissioned in Financial Year 2023-24.

Total Installed Capacity of NSPCL has increased from 1064 MW to 1084 MW. Further, 20 MW at Durgapur is presently under construction, details are as under:

Durgapur PP III (2x20 MW):

EPC Package for Durgapur PP-III (2x20 MW) was awarded to M/S ISGEC on 13.12.2016.

First Unit has already been commissioned on 30.09.2022. Work for the project is in full swing and a second unit is expected to be commissioned in the financial year 2023-24.

SAIL has a capacity expansion plan from 20 MTPA to 33 –35 MTPA by 2030 with an estimated power requirement of approximately 2500MW, which provides NSPCL an excellent opportunity for further expansion in Thermal as well as Renewable sector. NSPCL is also giving major thrust on installation of Solar Plants at various SAIL units which will benefit SAIL to achieve its RPO targets and shall also facilitate SAIL in producing Green Steel.

RISKS AND CONCERNS

An elaborate Enterprise Risk Management framework is in place in NSPCL with a functional Enterprise Risk Management Committee (ERMC). The ERMC is responsible to identify & review the risks and to formulate action plans and strategies for mitigation of risks both on a short and long term basis.

20 risks have been identified by ERMC for the company and some of the important risks identified are given below:

- Risk of fuel supply
- Non-compliance with environmental, pollution and other related regulatory norms including Ash utilization.
- Operation & running of the expansion units
- Sustaining efficient plant operations of ageing Plants
- Breach of Information Security
- Cadre Development

Regular monitoring of all the identified risks is being done through reporting of key performance indicators.

MARKET PRESENCE

With a generating capacity of 1084 MW, NSPCL is mainly a captive power generating company supplying about 80% of its power to SAIL and the balance to various other beneficiary states/UTs. Both the promoter companies of NSPCL i.e. NTPC and SAIL are Maharatna PSUs and are top leaders in their respective markets. Over a period of time, NSPCL has established itself as a leader in Captive Power industry and as a 'Niche' player in power sector. Considering its expertise, NSPCL has opportunities in future to be a major player in managing captive power plants and setting up similar projects. The 1x20 MW unit at Durgapur is expected to be commissioned soon within the current financial year. The company is expecting further capacity addition in Thermal as well as Solar (Land/Floating) at various units of SAIL and beyond.

INTERNAL CONTROL

To ensure regulatory and statutory compliance as well as to provide the highest level of corporate governance, your Company has robust internal systems and processes in place for smooth and efficient conduct of business and complies with relevant laws and regulations. A comprehensive delegation of power exists for smooth decision making which is being periodically reviewed to align it with the changing business environment and for speedier decision making. Elaborate guidelines for preparation of accounts are followed consistently for uniform compliance. In order to ensure that all checks and balances are in place and all internal control systems are in order, regular and exhaustive internal audits are conducted by the experienced firms of Chartered Accountants. Besides, the



Company has the Audit Committee to keep a close watch on compliance with Internal Control Systems. A well-defined internal control framework has been developed identifying key controls. The supervision of operational efficiency of designed key controls is done by Internal Audit. The framework provides an elaborate system of checks and balances based on self-assessment as well as audit of controls conducted by Internal Audit at the process level. Gap Tracking report for operating efficiency of controls is reviewed by the management regularly and action is taken to further strengthen the Internal Control System by further standardizing systems & procedures and implementing process changes, wherever required, keeping in view the dynamic environment in which your Company is operating. The Internal Control Framework system presents a written assessment of effectiveness of Company's internal control over financial reporting by the process owners to facilitate certification by CEO and CFO and enhances reliability of assertion.

FINANCIAL PERFORMANCE

Overview

The Company has prepared Financial Statements on going concern basis following accrual system of accounting and comply with the Indian Accounting Standards (Ind AS) prescribed under Section 133 of the Companies Act, 2013 read with the Companies (Indian Accounting Standards) Rules, 2015 as amended, and other provisions of the Companies Act, 2013 (to the extent notified and applicable) and the provisions of the Electricity Act, 2003 to the extent applicable.

FINANCIAL DISCUSSION AND ANALYSIS

A. OPERATIONAL RESULTS

1. Operational parameters

The Company has been operating Plants at Durgapur (2X60 MW), Rourkela (2X60 MW) and Bhilai (2X30+1X14 MW), hereinafter referred to as 'PP-II' since inception. The Company has added 2X250 MW capacity in Bhilai in the year 2009-10, hereinafter referred to as 'PP-III' or 'Bhilai Project'. The Company also added Rourkela Expansion Unit (1x250 MW) in the year 2021-22 and Durgapur PP-III (1x20 MW).

The operational performance of Company is tabulated below:

Particulars	Year ended 31st March	
	2023	2022
Generation (MU)		
PP II	2653.06	2508.12
PP-III	3791.94	3517.72
Total	6445.00	6025.84
Energy sent out (MU)		
PP II	2293.93	2203.97
PP-III	3464.88	3211.83
Total	5758.81	5415.81
PLF (%)		
PPII	52.76%	90.59%
PP-III	86.57%	80.31%
Total	68.50%	84.29%

1 (a) The financial performance of the company for the year 2022-23 and of previous year is as under:

₹ in Crore

Particulars	Year ended 31st March	
	2023	2022
Revenue from Operations	3638.67	2,938.36
Other Income	69.07	16.98
Total income	3707.74	2,955.34
Fuel	2147.05	1,775.38
Employee benefits expense	213.75	154.34
Finance costs	99.04	9.10
Depreciation, amortization and impairment expense	76.04	138.71
Other expenses	622.26	506.78
Total expenses	3158.14	2584.31
Profit before tax	549.60	371.03
Total tax expense	79.26	13.03
Profit after tax	470.34	358.00
Other comprehensive income/ (loss)	0.66	(0.04)
Total comprehensive income	471.00	357.96

2. Revenue from Operations

Tariffs for computation of Sale of Energy

In case of CPP-II's, as per the PPA entered with SAIL, billing is done on a cost plus basis except for Interest on Working Capital which is charged on normative basis. Return on Equity (ROE) and incentive are billed

at 15.5% & 2% respectively which is grossed up at the Income Tax rate applicable to NSPCL. In case of Rourkela PP-II Expansion Unit, billing is largely done in line with the CERC model. The billing in case of Durgapur PP-III Unit is also largely in line with the CERC model.

In case of PP-III, the charges of electricity are based on Tariff rates determined by the Central Electricity Regulatory Commission (CERC). The Tariff rates consist of capacity charges for recovery of the annual fixed cost based on plant availability, energy charges for recovery of fuel cost and unscheduled interchange charge for the deviation in generation w.r.t. schedule, payable (or receivable) at rates linked to frequency prescribed in regulation to bring grid discipline. The capacity charges given by CERC includes Return on equity at a base rate of 15.5%, to be grossed up by the applicable tax rate for the year on prescribed 70:30 debt to equity ratio.

The revenue from operations of the Company for the year 2022-23 stood at ₹3638.67 Crore (previous year ₹2938.36 Crore). Revenue from operations on an overall basis has increased over the previous year, by ₹700.31 Crore (PP-II increased by ₹521.90 Crore & PP-III increased by ₹178.41 Crore).

The increase in revenue from operation is on account of higher generation Schedule received in case of Bhilai PP-III during the year in comparison to the previous year and full year operation of Rourkela Expansion Unit (1x250 MW) and half year operation of Durgapur PP-III Unit 1 (1x20 MW).

Break up of Revenue from Operation is as follows:

₹ in Crore

Particulars	Year ended 31st March	
	2023	2022
PP-II	1929.53	1,407.63
PP-III	1709.14	1,530.73
Total	3638.67	2938.36

PP-IIIs

In case of PP-IIIs including Rourkela PP-II Expansion Unit & Durgapur PP-III Unit I, the entire sales were made to SAIL (being 100% captive power plants). Sales during 2022-23 stood at ₹1929.53 Crore (Previous year was ₹1407.63 Crore) for PP-IIIs.

PP-III

In case of PP-III, sales stood at ₹1709.14 Crore (Previous year was ₹1530.73 Crore). Sales have increased by ₹178.41 Crore over previous year mainly because of higher generation schedule received during the year in comparison to previous year and tariff order impact.

3. Other Income

Other income increased to ₹69.07 Crore from ₹16.98 Crore during the financial year under comparison. There is an increase of ₹52.09 Crore. The main reason for increase is write back of provision of ₹50.60 Crore consequent to true up tariff order of 2014-19.

4. Expenditure

The total expenditure for the year ended 31st March, 2023 and 31st March, 2022 are given below:

₹ in Crore

Particulars	Year ended 31st March			
	2023			2022
	PP-III	PP-II	Total	Total
Fuel	1019.60	1127.45	2147.05	1,775.38
Employee benefits expense	60.13	153.62	213.75	154.34
Finance Cost	20.95	78.09	99.04	9.10
Depreciation & amortization expenses	72.34	3.70	76.04	138.71
Other expenses	291.74	330.52	622.26	506.78
Total	1464.76	1693.38	3158.14	2584.31

4.1 Fuel costs

PP-IIIs

Fuel costs in case of PP IIIs, includes cost of issue of coal supplied by SAIL for the purpose of Power Generation. Other fuel costs include the cost of furnace oil, LDO and HSD. Fuel cost have increased to ₹1127.45 Crore as against previous year figures of ₹941.75 crore mainly because of first time full year operation of Rourkela Expansion unit post COD on 29.03.2022 and half year operation of Durgapur PP-III Unit I post COD on 30.09.2022. Further, there was an increase in cost of coal and decrease in GCV.



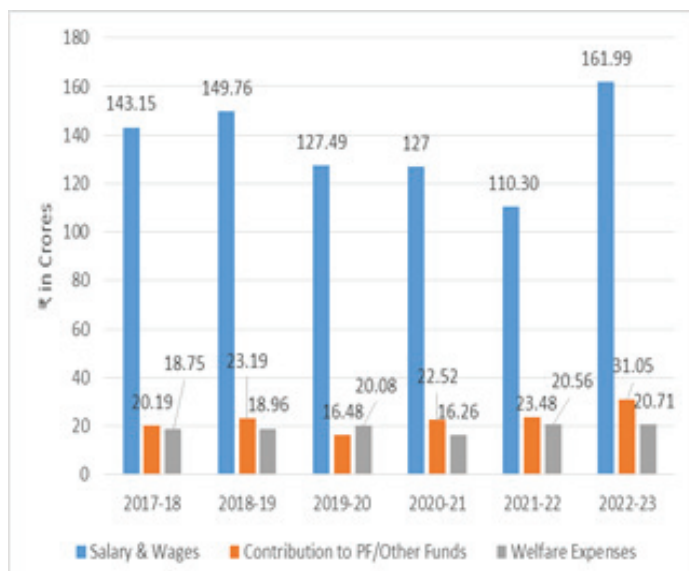
PP-III

In case of PP-III, coal linkage is available with NSPCL. Fuel cost has increased to ₹1019.60 Crore as against previous year's figure of ₹833.63 Crore mainly consequent to higher generation schedule and increase in coal price due to import coal.

4.2 Employee Benefits Expenses

Employee costs have increased from ₹154.34 Crore in 2021-22 to ₹213.75 Crore in 2022-23. Thus, there is an increase of ₹59.41 Crore in the year 2022-23 mainly because of charging of salary expense of Rourkela Expansion & Durgapur PP-III Unit I to Profit & Loss Account post COD of these units, increase in DA rates and annual increment. As a percentage to Sales, salary expenses is 5.87% for the year as compared to 5.25% during previous year.

Total number of employees as on 31st March, 2023 was 662 as against 684 as on 31st March, 2022.



4.3 Finance Cost

PP-IIIs

During the financial year, 2022-23, Interest and Finance costs of PP-IIIs have increased to ₹78.09 Crore from ₹7.21 Crore. The increase is mainly on account of finance cost charged to Profit & Loss Account to the tune of ₹63.12 Crore is due to COD of Expansion Units. Further, there is an increase in working capital loan for PP-II units resulting in ₹9.27 Crore extra interest on this account.

PP-III

During the financial year 2022-23, Interest and Finance costs of Bhilai PP-III is ₹20.95 Crore as

against ₹1.89 Crore in the previous year. The increase is mainly on account of increase in working capital loan for Bhilai PP-III unit resulting in ₹19.06 Crore extra interest on this account.

4.4 Depreciation and Amortization Expenses

PP-IIIs

Depreciation in respect of PP-II which consists mainly of depreciation of Corporate Centre has increased to ₹3.70 Crore (previous year ₹0.54 Crore). The depreciation of other Units of PP-II has been included in the books of SAIL as per Ind-AS 116.

PP-III

In case of PP- III, depreciation on the fixed assets capitalized is charged on a straight-line method following the rate and methodology notified by CERC Regulation for initial 12 years. Thereafter, it is depreciated over the remaining life of the asset as per CERC Regulations. Depreciation in respect of PP-III has decreased to ₹72.34 Crore (previous year ₹138.17 Crore) mainly because of completion of initial 12 years of operation of the unit.

4.5 Other Expenses

Other Expenses comprise of electricity duty, water charges, repairs and maintenance, security expenses, training & recruitment, travelling expenses, provisions etc.

In case of PP-IIIs, other expenses increased by ₹65.26 Crore mainly consequent to charging of expenses of Rourkela Expansion unit and Durgapur PP-III Unit I to profit & loss account post COD of these units.

In case of PP-III, Other Expenses for the year 2022-23 has increased over the previous year by ₹49.98 Crore mainly because of increase in POC rate and Electricity duty rate resulting in increase of ₹38.05 Crore, increase in ash utilization expenses by ₹9.28 Crore and others reasons.

5. Profit Before Tax (PBT)

The Profit before Tax for the financial year 2022-23 stood at ₹549.60 Crore (previous year ₹371.03 Crore).

In case of PP-II, the profit before tax for the year ended 31st March, 2023 stood at ₹245.10 Crore (previous year ₹95.27 Crore). The increase in profit before tax by ₹149.83 Crore is because of increase

in Asset Base consequent to COD & Capitalisation of Rourkela Expansion Unit on 29.03.2022 and Durgapur PP-III Unit I on 30.09.2022 and addition in the Assets of other PP-II Units.

In case of PP-III, profit before tax for the year ended 31st March, 2023 stood at ₹304.50 Crore (previous year ₹275.76 Crore). There is an increase of ₹28.74 Crore in PP-III which is mainly on account of impact of Truing Up Tariff Order of 2019-24.

6. Provision for Tax

The Company has provided for current tax computed in accordance with provisions of Income Tax Act, 1961, and also taking into account the Income computation and disclosure standards notified by Income Tax department and Deferred Tax computed in accordance with the provisions of Ind AS 12.

From the financial year 2014-15, the Company has availed deduction under section 80IA of the Income Tax Act for PP-III unit commissioned at Bhilai in financial year 2009-10. Hence, the entire profit of PP-III is exempted from Tax, resulting in taxable profit of Company lower than book profit. Hence the Company has paid tax at Minimum Alternative Tax (MAT) rate u/s 115JB of Income Tax Act, 1961. However, as per provision of Income Tax Act, the difference between MAT & Normal tax is available as MAT credit and the Company has recognized MAT credit during the year.

During the current financial year, the Company has made provision for income tax at MAT rate of 17.47% amounting to ₹87.12 Crore. Difference between MAT & normal tax is ₹51.67 Crore is available as MAT credit and is carried forward for fifteen years to be set off against Normal tax in future years. In addition, ₹0.33 Crore MAT credit was also carried forward due to favorable appeal decisions in case of financial year 2015-16 & financial year 2017-18.

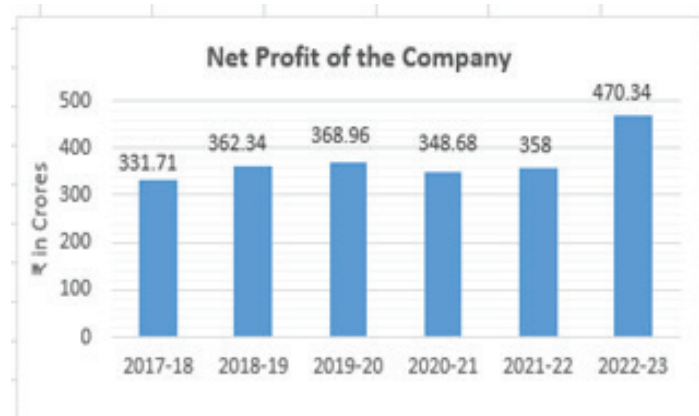
During the Financial year 2022-23, the Company has recognized Deferred Tax liability consequent to higher depreciation under Income Tax Act as compared to depreciation under Companies act.

7. Net Profit after Tax

Net profit after current and deferred tax for the Company for the financial year ending 31st March, 2023 stood at ₹470.34 Crore as against previous year amount of ₹358 Crore.

A year-wise profitability graph is shown below:

₹ in Crore



The profit has Increased by ₹112.34 Crore.

8. Dividend

The Company has paid dividend of ₹650.00 Crore (₹650 Crore paid as interim dividend for financial year 2022-23) equivalent to 66.33% of paid up equity share capital after deduction of TDS at applicable rates during financial Year 2022-23 as compared to previous year where ₹200.00 Crore was paid as dividend (₹150 Crore paid as interim dividend for financial year 2021-22 and ₹50 Crore as final dividend for financial year 2020-21) equivalent to 20.40% of equity share capital.

9. Segment-Wise Performance:

To comply with Ind AS- 108 on 'Operating Segments' and for the purpose of compiling segment-wise results, the company has identified two business segments based on risk and reward and regulating authority associated with the sale of power. Sale from PP-III is regulated by CERC Regulations whereas sale from other power plant i.e. PP-II is based on Power Purchase Agreement with SAIL.

As per Ind AS-108, in case of PP-III i.e. CERC based, segment result without considering interest expenses, Depreciation and Income/Deferred tax for the period ending 31st March, 2023 stood at ₹414.34 Crore as against ₹422.81 Crore in the previous year.

In case of PP-II, the segment result without considering interest expenses, Depreciation and Income/Deferred tax for the period ending 31st March, 2023 stood at ₹360.44 Crore as against ₹129.32 Crore in the previous year.



B. FINANCIAL POSITION

₹ in Crore

1. Property, Plant and Equipment

Property, plant and equipment of the Company grouped under non-current assets include Tangible assets, Intangible assets & Capital work in progress and Intangible assets under development. The break-up of the same as per books of accounts is as under: -

₹ in Crore

Particulars	Year ended 31st March	
	2023	2022
Tangible Assets		
Gross Block	2122.42	2081.45
Less: Accumulated Depreciation	1073.34	1001.79
Net Block	1049.08	1079.66
Intangible Assets		
Gross Block	11.86	11.77
Less: Accumulated Depreciation	11.76	11.70
Net Block	0.11	0.07
Capital Work in Progress and In-tangible assets under development	533.24	998.39
Total	1582.43	2078.12

During the year 2022-23, gross block has increased by ₹40.97 Crore mainly because of capitalization of assets in PP-III unit and Corporate centre.

Capital work in progress (CWIP) including construction stores as at 31st March, 2023 stood at ₹533.24 Crore. Out of this, an amount of ₹40.17 Crore pertains to PP-IIIs, amount of ₹291.49 Crore pertains to Durgapur expansion (2x20MW) & Rourkela expansion (1x250MW) and balance of ₹201.58 Crore is in respect of Bhilai PP-III.

2. Loans – Non Current Assets

Under this head, the amount of employee loans expected to be repaid after one year are considered. Secured loan represents loans against which mortgage/hypothecation of assets is available against advances like house, car/scooter etc. As per Ind AS the difference of loan balance and its net present value are shown under the head other non-current & current assets as Deferred Payroll Assets and adjusted from the loan balance. The details are as under: -

Particulars	As at 31 March, 2023
Employees Loans-Secured	24.76
Employee Loans-Unsecured	4.43
Less: Transfer to Deferral payroll asset	(7.16)
Total	22.03

3. Other Financial Assets

Other financial assets include lease recoverable. The lease recoverable amount has been recognized (In lieu of the value of net block of fixed assets of PP-IIIs, which have been transferred to the books of SAIL as per Ind AS 116) and to be amortized after 12 months are shown as non-current other financial assets. An amount of ₹2764.61 Crore has been recognised as lease recoverable in current period as compared to that of ₹2194.04 Crore of previous period. A substantial increase in Finance Lease Receivable is due to commissioning of Rourkela PP II Expansion Unit which has been recognized as per Ind AS 116.

4. Other Non-Current Assets

Other Non-Current assets as on 31st March, 2023 stood at ₹65.95 Crore, which comprises mainly Advances to contractor & supplier ₹36.37 Crore, Deposits with Govt. Agencies ₹2.71 Crore, Advance Tax Deposited & Tax Deducted at Source (Less Provision for Current Tax) ₹21.17 Crore and deferred payroll expenses of ₹5.70 crore.

5. Deferred Tax Assets

Deferred Tax Liabilities have increased to ₹368.85 Crore as at 31st March, 2023 from ₹325.37 Crore as at 31st March, 2022. Further Deferred tax assets, MAT credit entitlement and deferred tax recoverable from beneficiary stands at ₹555.11 Crore as against ₹503.65 Crore during previous year. The increase is mainly consequent to increase in MAT credit entitlement resulting in increase in Net deferred tax assets.

6. Inventories

Inventories mainly comprise of Component & Spares, Coal and others stores which are maintained for operating plants. As at 31st March, 2023, the gross inventories without provision stood at ₹247.53 Crore as against the previous year of ₹175.07 Crore. The break up including provision is as follows:

₹ in Crore

Particulars	As at 31 March	
	2023	2022
Coal	97.72	51.02
Fuel Oil	15.19	12.11
Stores and Spares	117.14	96.74
Chemicals & consumables	4.06	2.53
Loose Tools	0.35	0.33
Others	13.07	12.34
Sub Total	247.53	175.07
Less: Provision for shortages / obsolete/ unserviceable items	0.30	0.39
Total	247.23	174.68

Out of the total inventory, ₹148.53 Crore pertains to Bhilai PP-III which includes coal inventory of ₹97.72 Crore, fuel oil of ₹5.35 Crore, stores and spares of ₹38.22 Crore. The inventory balance for PP-IIs stood at ₹98.70 Crore as at 31st March, 2023.

7. Trade Receivable

Trade receivable (including unbilled) balance as at 31st March, 2023 stood at ₹347.95 Crore, which pertains to energy bill raised/ to be raised in first week of next month, and remained outstanding till 31st March, 2023 as against ₹297.37 Crore as at 31st March, 2022.

Unbilled receivables primarily relate to Company's right to consideration for sale effected but not billed at the reporting date and have substantially the same risk characteristics as the trade receivables for the same type of contracts. Thus, the company has recognized such amounts as Trade Receivables where there are no conditions attached to billing other than passage of time, for e.g. bills raised in the next accounting period relating to revenue already accounted for. Thus unbilled revenue of ₹240.56 Crore has been shown as Trade Receivables (Previous Year ₹74.60 Crore shown in other financial assets-current)

8. Cash & Cash Equivalents

The cash and cash equivalent as on 31st March, 2023 stood at ₹32.80 Crore, the amount includes bank balance /fixed deposits pertaining to operations and expansion which are going to be matured within 90 days of deposit, detail of amount is as under:

₹ in Crore

Particulars	As at 31st March, 23			
	PP-IIs including RKL Expansion	Bhilai PP-III	Durgapur Expansion	Total
Current A/c	13.13	4.29	0.04	17.46
Cash Credit Account	13.05	2.29	----	15.34
Fixed Deposits	-----	-----	----	-----
Total	26.18	6.58	0.04	32.80

9. Other Bank Balances

Other Bank balance as on 31st March, 2023 includes fixed deposits pertaining to operations and expansion which are going to be matured beyond 90 days from date of deposit and earmarked investment for fly ash utilization fund, details of which are as follows:

₹ in Crore

Particulars	As at 31st March, 23			
	PP-IIs	PP-III	Rkl Exp.	Total
Fixed Deposits	0.01	-----	----	0.01
Fly Ash utilisation fund	1.06	----	----	1.06
Total	1.07	-	----	1.07

10. Loans (Current)

The balance represents employee loans recoverable in next 12 months as per details below. For Employee loans which are recoverable in next 12 months, are also discounted and the discounted amount is transferred to deferred payroll asset are shown under other current asset, detail of same is as under:

₹ in Crore

Particulars	As at 31st March, 2023
Employees Loans-Secured	3.69
Employee Loans-Unsecured	5.18
Less: Transfer to Deferral payroll asset	(0.70)
Total	8.17

Secured employee loans represent the amount of loan given against mortgage of house building/ hypothecation of vehicles of employees.



11. Other Financial Assets-Current

Other current financial Assets of ₹148.92 Crore as on 31st March, 2023 includes the following:-

₹ in Crore

Particulars	As at 31st March, 2023
Advance- (unsecured)	
- Employees	0.001
- Others	1.16
Interest accrued on Term Deposits	---
Financial Lease Recoverable	147.55
Others	0.21
Total	148.92

Finance lease recoverable represents the amount to be amortized within next 12 months.

12. Other Current Assets

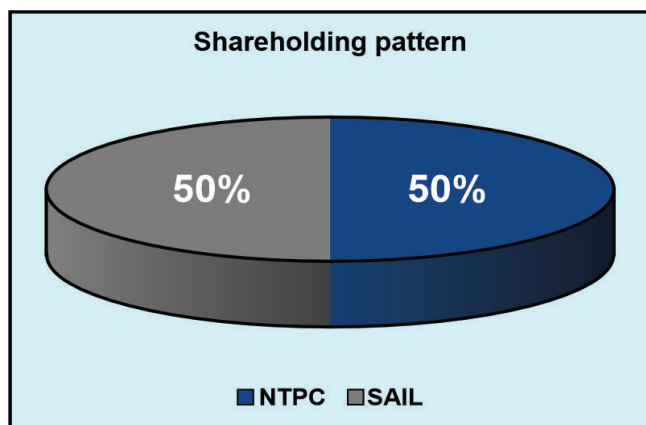
The other current assets stood at ₹ 168.85 Crore as on 31st March, 2023 comprises mainly ₹ 147.55 Crore paid to South Eastern Coalfields Limited and Mahanadi Coalfields Limited as coal advance in respect of Bhilai PP-III and Rourkela. It also includes a prepaid insurance premium of ₹ 4.82 Crore.

13. Equity Share Capital

As at 31st March, 2023, the authorized capital of the Company stood at ₹ 5000 Crore (previous year: ₹ 5000 Crore). Issued, subscribed and paid-up capital of the Company as at 31st March, 2023 was ₹ 980.50 Crore.

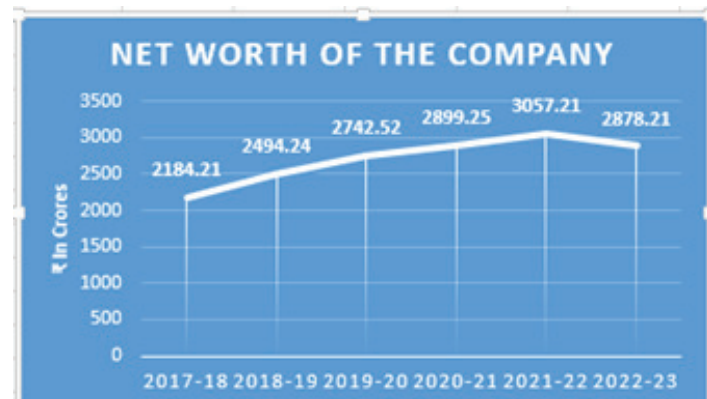
₹ 150.50 Crore of equity being towards PP-II's at Durgapur, Rourkela & Bhilai and the balance ₹ 830 Crore of equity towards Bhilai PP- III unit.

The shareholding pattern of the Company is given below:



14. Other Equity

As at 31st March, 2023, reserves and surplus stood at ₹ 1897.71 Crore as against ₹ 2076.74 Crore in the previous year. The decrease of ₹ 179.03 Crore in other equity is on account of dividend paid out of reserves during 2022-23. Accordingly, the net worth of the Company has also decreased in comparison to the previous year as shown below:



15. Long term Borrowings (including current maturities of long term borrowings)

Borrowings as at 31st March, 2023 pertain to PP-II projects under operation, and for Rourkela & Durgapur expansion projects under construction as on the Balance Sheet date are as under:

₹ in Crore

Particulars	Long term as on March, 31st	
	2023	2022
Bank of Baroda	0.00	30.76
Sub Total	0.00	30.76
State Bank of India	718.43	699.53
Axis Bank	326.73	115.08
HDFC Bank	87.23	0.00
Bonds	0.00	0.00
Sub Total	1132.39	814.61
Total	1132.39	845.37

For PP-II's, loans have been taken from Bank of Baroda considering a debt-equity ratio of 70:30 for the fixed asset additions.

The loans are being duly repaid on due dates as per agreement terms.

Internal resources of the Company are being deployed to the maximum extent towards the working capital requirement of the Company in order to save interest costs.

16. Other Financial Liabilities and Leases (Non-Current)

Other financial liabilities as on 31st March, 2023 is ₹1.21 Crore whereas this was ₹0.70 Crore in the previous year. The amount mainly comprises Security Deposit and retentions deducted from contractor/supplier bills as per contract provision.

17. Provisions (Non-Current)

Long term provisions of ₹6.20 Crore as on 31st March, 2023 (previous year ₹6.07 Crore). The provisions are on account of provision for retirement benefits of employees as per Ind-AS 19 which are likely to be paid after twelve months.

18. Short Term Borrowing

Short term borrowing also comprise the portion of long term borrowing which is due for repayment within one year of reporting date i.e. 31st March, 2023 and working capital which stood at ₹776.89 Crore, details of same is as under:

₹ in Crore

Particulars	As at 31st March	
	2023	2022
For PP-II Plants		
Bank of Baroda	41.03	30.76
Sub-total	41.03	30.76
State Bank of India	125.60	125.60
Bonds	0.00	500.00
HDFC Bank	10.26	0.00
Sub-total	135.86	625.60
For Working capital		
State Bank of India	100.00	0.00
HDFC Bank	350.00	50.00
ICICI Bank	150.00	0.00
Sub-total	600.00	50.00
Total	776.89	706.36

19. Trade Payables

The Trade Payable which stood at ₹219.55 Crore on 31st March, 2023, mainly comprises liability of ₹97.18 Crore payable to NTPC Ltd for Diverted in Coal, electricity duty liability of ₹18.57 Crore of Bhilai PP-II & PP-III, water charges liability of ₹7.48 Crore & liability to MMTC for coal import made earlier of ₹9.73 Crore. It also includes GR/IR & SR/IR of ₹45.55 Crore for all the projects and other liability.

20. Other Financial Liabilities and Leases (Current)

The Other Financial Liabilities which stood at ₹358.85 Crore as on 31st March, 2023 as compared to ₹383.37 Crore (₹485.42 after regrouped) Crore for previous year.

The Other Financial Liabilities also includes amount payable for capital expenditure of ₹252.96 crore which include amount towards retention payments to BHEL for Rourkela PP II Expansion of ₹149.28 crore, ₹39.38 Crore for FGD in Bhilai PP-III and ₹46.98 crore payable to ISGEC for Durgapur PP-III. Deposits from Contractor & others mainly include an amount of ₹52.68 crore payable to contractors for earnest money, O&M retention and security deposit etc. within twelve months. Others ₹53.21 crore includes mainly provision for PRP/Ex-Gratia of ₹34.22 Crore, provision for liveries amounting ₹2.63 Crore and interest accrued but not due of ₹7.34 Crore on loans.

21. Other Current Liabilities

Current liabilities as on 31st March, 2023 of ₹133.71 Crore which mainly include advances from customers of ₹73.94 Crore, GR/IR capex and freight of ₹11.93 Crore and also statutory liability payable for month of March of ₹45.89 Crore which was paid in April 2023.

22. Short Term Provisions

Short Term Provisions consist of provision for tariff adjustment and employee-related provisions which have been considered in the books of account in accordance with the Ind AS-19 as per the actuarial valuation & may be settled within one year of the balance sheet date.

The short term provisions for the year ending 31st March, 2023 stood at ₹49.38 Crore as against ₹97.32 Crore in previous year.

Provision as on 31st March, 2023 consist of Employee benefits for NSPCL employees of ₹49.38 Crore payable in next twelve months.

23. Capital Employed

Considering the Paid up Equity Share Capital, Other Equity and Borrowings (including repayable within



one year) as at 31st March, 2023, Capital Employed for the Company stood at ₹4787.12 Crore as against ₹4608.36 Crore as at 31st March, 2022. The increase is mainly on account of increase in borrowing of loans.

C. CONTINGENT LIABILITIES

As at 31st March, 2023, contingent liability has been considered at ₹283.90 Crore (Previous Year ₹307.65 Crore) in the accounts. This mainly includes:

- a. ₹19.65 Crore in respect of service tax demand raised by the Authorities on and Durgapur units on the plea of rendering business auxiliary service to respective steel plants. While the case was decided in favour of NSPCL at CESTAT Kolkata, the Service Taxes Authorities have preferred an appeal in the respective High Courts. The matter is pending in the High Court(s); and
- b. ₹87.34 Crore in respect of service tax demand raised by the Authorities on Bhilai Unit. NSPCL has filed a petition against the same before Hon'ble High Court of Chhattisgarh. The court has granted interim relief to NSPCL and stayed the proceedings till disposal of petition.
- c. An amount of ₹15.40 Crore pertains to Income Tax dispute with various Authorities of Income Tax.
- d. Grade slippage dispute with SECL of ₹63.62 Crore.
- e. Dispute with Dadra & Nagar Haveli in respect of capacity charges of ₹63.90 Crore.
- f. ₹33.99 Crore for other contingent liabilities including capital works.

D. CASH FLOW

Cash flows from various activities for the year ending 31.03.2023 & 31.03.2022 are tabulated below:

₹ in Crore

Particulars	Year ended 31st March	
	2023	2022
Cash and cash equivalent (opening balance)	45.07	83.37
Net cash from operating activities	(89.28)	(1433.63)
Net cash used in investing activities	468.38	1571.23
Net cash from financing activities	(391.37)	(175.90)
Cash and cash equivalents (closing balance)	32.80	45.07

The decrease in cash flows is mainly on account of Equity infused in Expansion Project and higher dividend payment.

CAUTIONARY STATEMENT

Statements in the Management Discussions and Analysis and in the Directors' Report describing the Company's objectives, projections and estimates contain words or phrases such as 'will', 'aim', 'believe', 'expect', 'intend', 'plan', 'estimate', 'objective', 'contemplate', 'project' and similar expressions or variation of such expressions that are 'forward-looking' and progressive within the meaning of applicable laws and regulations.

Actual results may vary materially from those expressed or implied by the forward looking statements due to risks or uncertainties associated therewith depending upon the economic conditions, government policies and other incidental factors. Readers are cautioned not to place undue reliance on these forward-looking statements.

For and on behalf of Board of Directors

**Sd/-
(Dillip Kumar Patel)
Chairman**

**DIN : 08695490
Date : 6th September, 2023
Place : New Delhi**

[Annexure-III]

Information on Conservation of Energy, Technology Absorption, Foreign Exchange Earnings and Outgo required to be disclosed under Section 134 of the Companies Act, 2013 read with Companies (Accounts) Rules 2014 are provided hereunder:

(A) CONSERVATION OF ENERGY

Various Energy Conservation measures are being adopted /implemented in all the NSPCL plants, which are in line with the measures being taken by NTPC in their various projects.

Energy Audit

Comprehensive Energy Audit of Boiler area insulations was carried out in all the stations. PAT Cycle -2 Energy Audit was carried out in Bhilai PP-III. NSPCL Bhilai PP-III was certified with ISO 50001:2018 (Energy Management System) under pilot project of BEE (MOP, GOI). In Bhilai PP-II, Durgapur & Rourkela, APC audit was carried out during the year with a view to reducing auxiliary power consumption.

Heat Energy

To improve/sustain the Heat Rate, various operational parameters such as Condenser vacuum, Boiler excess air, Mill fineness etc. are being closely monitored and suitable measures are being taken from time to time.

D.M. Water

Attending Steam, D.M. Water and other water leakages, On-Line sealing of leakages etc. have been ensured for all the stations resulting in optimization of DM water consumption.

Lubricants

Practices such as plugging of leakages, oil centrifuging, optimizing lubricant oil consumption in turbines & other equipment are being followed in your Company.

Lighting

Energy-efficient LED lamps have been provided in the Main Plant areas, Control Rooms, and Administrative

Building at all the stations of NSPCL and the same is being implemented in other locations of the plant.

NSPCL has ventured into an alternate source of energy for power generation. Solar PV panels of 130 KW is operational at Bhilai Township and 100 KW Solar PV system is operational at Durgapur CPP-II plant.

(B) TECHNOLOGY ABSORPTION

- (i) Efforts are being made for absorption of the latest technology in the areas of control system of the plant through R&M. In Rourkela both Units DDCMIS commissioning has been completed. In Durgapur, EHTC commissioning has been completed.
- (ii) The benefits of these schemes have improved the reliability of the system.

(C) FOREIGN EXCHANGE EARNINGS AND OUTGO (FIN)

The Foreign Exchange earned in terms of actual inflows during the year and the Foreign Exchange outgo during the year in terms of actual outflows.

Particulars	Amount (₹in Lakh)
Foreign Exchange Earnings	NIL
Foreign Exchange Outgo	445.61

**For and on behalf of Board of Directors
NTPC-SAIL Power Company Limited**

**Sd/-
(Dillip Kumar Patel)
Chairman**

**DIN : 08695490
Date : 6th September, 2023
Place : New Delhi**



CORPORATE GOVERNANCE REPORT

Corporate governance is creation and enhancing long-term sustainable value for the stakeholders through ethically driven business process. It is about commitment to values and about ethical business conduct. This includes its corporate structure, its culture, policies and the manner in which it deals with various stakeholders. Accordingly, timely and accurate disclosure of information regarding the financial performance, ownership and material developments in respect of the Company is an integral part of Corporate Governance. Your Company has been practicing the principles of good Corporate Governance over the years and has been upholding fair and ethical business and corporate practices and transparency in its dealings, laying emphasis on scrupulous regulatory compliances. Your Company is in compliance with the requirements stipulated under various applicable provisions of law. The Board recognizes that in conducting its business, the Company should be responsive to other relevant constituencies.

The Company will continue to focus its resources, strengths and strategies for the creation and safeguarding of shareholders' wealth and at the same time protect the interests of all its stakeholders.

1. BOARD OF DIRECTORS

To ensure the highest standards of Corporate Governance, it is imperative to constitute an active and well-informed Board of Directors of the Company ("Board"). Our Company is a Joint Venture of NTPC Limited and Steel Authority of India Limited (SAIL). Each of the promoters holds, 50% of the total paid-up share capital. As per the Articles of Association, the power to appoint Directors rests with NTPC and SAIL.

In terms of the Articles of Association of the Company, the strength of our Board shall not be less than six Directors or more than twelve Directors.

1.1 Composition of the Board

The Board comprises six directors out of which three directors are nominated by NTPC and three by SAIL. On March 31, 2023, the Board comprised of 6 Directors as under:

Name of Directors	DIN	Designation	Category	No. of Equity Shares held in the Company
Shri Dillip Kumar Patel	08695490	Chairman	Promoter Nominated	-
Dr. Ashok Kumar Panda	08532039	Nominee Director	Promoter Nominated	-
Shri Prabir Kumar Sarkar	09045900	Nominee Director	Promoter Nominated	-
Ms. Shobha Pattabhiraman	08600761	Nominee Director	Promoter Nominated	-
Shri Mangudi Bhadrachalam Balakrishnan	09143124	Nominee Director	Promoter Nominated	-
Shri Sivakumar Chilakapati	10097385	Nominee Director	Promoter Nominated	-

1.2 Responsibilities

The primary role of the Board is that of trusteeship and to protect and enhance Shareholders value. As a trustee, the Board ensures that the Company has clear goals and policies for achieving these goals. The Board oversees the Companies strategic direction, reviews corporate performance, authorizes and monitors strategic decisions, ensures regulatory compliance and safeguards the interest of Shareholders. The Board ensures that the Company is managed in a manner that fulfils stakeholders' aspirations and social expectations.

The Board Member also ensures that their other responsibilities do not impinge on their responsibilities as a Director of the Company. None of the Director is a Director in more than 10 public limited companies (as specified in Section 165 of the Act) and no Directors are inter-se related to each other.

1.3 Resume of Directors

Brief resume of directors seeking appointment or reappointment at the Annual General Meeting is appended to the Notice calling the Annual General Meeting.

1.4 Core competencies of Directors

The existing Board of Directors of the Company have appropriate skills/expertise/competencies in diversified domains for the effective functioning of the Company.

The desirable qualification and experience of the appointee Directors are as per the requirements in the functional areas i.e. Finance, Operations, Projects, Commercial, etc.

1.5 Board/Committee Meetings and procedure

a). Institutionalized decision-making process:

With a view to institutionalizing all corporate affairs and setting up systems and procedures for advance planning of matters requiring discussion/decisions by the Board, the Company has a well-defined procedure for conducting meetings of the Board of Directors and committees thereof efficiently.

b). Scheduling and Selection of Agenda Items for the Board/ Committee Meetings:

i) The Meetings are convened by giving appropriate notice. To address any urgent needs, sometimes Board meetings are also called at shorter notice, in compliance with the statutory provisions. For exigent matters, resolutions are also passed through circulation, pursuant to the provisions of the statute. Detailed Agenda notes, management reports and other explanatory statements are normally circulated at least a week before the Board Meeting in a defined format among the Board members for facilitating meaningful, informed and focused decisions in the meetings. In exceptional cases, where it is not possible to circulate documents in advance, the same is tabled during the meeting with the approval of the Chairman and with the consent of a majority of the Directors present in the meeting. As a part of the green initiative, the agenda for the meetings are sent through electronic mode.

The Management makes presentations on matters including but not limited to the Company's performance, operations, plans, quarterly and annual financial results, compliance reports etc.

- ii) The Agenda papers are prepared by the concerned departments and submitted to the Chief Executive Officer for obtaining approval of the Chairman. Duly approved agenda papers are circulated amongst the Board members by the Company Secretary.
- iii) In exceptional circumstances, additional and supplemental item(s) on the agenda are taken up for discussion with the permission of the chair and after a consensus is formed. Sensitive subject matters are discussed at the meeting even without written material being circulated.
- iv) The meetings are usually held at the Company's Registered Office in New Delhi.
- v) The members of the Board have complete access to all information of the Company.

c). Recording of minutes of proceeding at the Board Meeting.

The Company Secretary attended all the Meetings of the Board and its Committees and is responsible for recording the minutes of all the Meetings. The minutes of each Board meeting are submitted for confirmation at its next meeting after these are signed by the Chairman.



d). Compliance

Every officer while preparing agenda notes ensures adherence to all the applicable provisions of the law, rules, guidelines etc. The Company Secretary ensures compliance with all applicable provisions of the Companies Act, 2013.

e). Meetings

During the Financial Year 2022-23, 15 (fifteen) Board Meetings were held as under:

i.)	April 19, 2022	ii.)	April 27, 2022	iii.)	June 22, 2022
iv.)	July 14, 2022	v.)	July 21, 2022	vi.)	August 25, 2022
vii.)	September 17, 2022	viii.)	September 24, 2022	ix.)	October 21, 2022
x.)	November 30, 2022	xi.)	December 29, 2022	xii.)	January 24, 2023
xiii.)	February 21, 2023	xiv.)	March 30, 2023	xv.)	March 31, 2023

Requisite quorum was present in all the Meetings. The intervening period between two Board Meetings was well within the maximum time gap as stipulated under the Act.

Details of the number of Board meetings attended by Directors, attendance at last AGM, held by the Company during the year 2022-23 are tabulated below:

Sl. No.	Directors	Meeting held during respective tenures of Directors	No. of Board Meetings Attended	% of attendance of Board Meeting	Attendance at the last AGM
1	Ms. Alka Saigal ¹	2	1	50	NA
2	Shri A.K.Bhatta ²	5	3	60	NA
3	Shri Adesh ³	12	9	75	Yes
4	Dr. A.K.Panda	15	14	93	Yes
5	Shri Dillip Kumar Patel	15	15	100	Yes
6	Prabir Kumar Sarkar	15	13	86	Yes
7	Ms. Shobha Pattabhiraman ⁴	13	12	92	Yes
8	Shri M.B. Balakrishnan ⁵	10	10	100	Yes
9	Shri C. Sivakumar ⁶	-	-	-	-

¹Ceased to be Director w.e.f April 30, 2022.

²Ceased to be Director w.e.f July 17, 2022.

³Ceased to be Director w.e.f February 02, 2023

⁴Appointed as Director w.e.f May 24, 2022

⁵Appointed as Director w.e.f August 13, 2022

⁶Appointed as Director w.e.f March 31, 2023

Details of other Directorships & Membership/ Chairmanship of Committees of Directors are as follows (as on 31.03.2023):

Sl. No.	Name of Directors	No. of Other Directorships	Names of the listed entities where the person is a director and the category of directorship	No. of Committee membership*	
				As Chairman	As Member
1	Shri. Dillip Kumar Patel	8	NTPC Limited, Executive Director	-	-
2	Dr. A.K. Panda	1	-	1	-
3	Shri. P.K. Sarkar	-	-	-	-
4	Ms. Shobha Pattabhiraman	2	-	-	1
5	Shri. M.B. Balakrishnan	1	-	-	1
6	Shri. C. Sivakumar	-	-	-	-

*Membership of only the Audit Committee has been considered.

1.6 Information placed before the Board of Directors, inter alia, includes:

- Annual operating plans and budgets and any updates.
- Capital Budgets and any updates.
- Annual Accounts, Directors' Report etc.
- Fatal or serious accidents, dangerous occurrences etc.
- Operational highlights.
- Major investments
- Award of large contracts.
- Disclosure of Interest by Directors about directorship and committee positions occupied by them in other companies.
- Any significant development in Human Resources/Industrial Relations front like the signing of wage agreement etc.
- Short term investment of surplus funds.
- Other materially important information.

1.7 Remuneration of Directors

The Articles of Association of the Company stipulate that the remuneration/sitting fee paid to the Directors in accordance with the provisions of the Companies Act, 2013.

During the year under review, the Company has all Nominee Directors on Board and the Company does not pay any remuneration/sitting fee under the Government guidelines.

2. COMMITTEES OF THE BOARD OF DIRECTORS

In compliance with the statutory requirements and to focus effectively on the issues and to ensure expedient resolution of the diverse matters, the Board has constituted various committees with specific terms of reference and scope. The Committees are the Board's empowered agents and operates per their charter/terms of reference.

During the year, the Board had the following Statutory and Non- Statutory Committees:-

- i) Audit Committee
- ii) Nomination and Remuneration Committee



- iii) Corporate Social Responsibility Committee
- iv) Enterprise Risk Management Committee
- v) Investment / Loan Sub- Committee
- vi) Contracts Sub-Committee
- vii) HR/Remuneration Sub-Committee
- viii) Business Plan Committee
- ix) DOP Committee
- x) Project Sub-Committee
- xi) Share/Bonds Allotment Committee

However, the Board in its 218th Board Meeting held on 3rd May, 2023, merged and reconstituted the Committees in the following manner:

- a. Investment/ Loan Committee, Share/ Bond Allotment Committee and Business Plan Sub-Committee be merged into Audit Committee
- b. HR/Remuneration Committee and DOP Sub-Committee be merged into Nomination & Remuneration Committee

2.1 Audit Committee

The Audit Committee is, inter alia, entrusted with the responsibilities to monitor the financial reporting, audit process, determine the adequacy of internal controls, evaluate and approve transactions with related parties, disclosure of financial information and recommendation of the appointment of Auditors. The terms of reference of the Audit Committee are in accordance with Section 177 of the Companies Act, 2013 read with the rules framed thereunder or any other laws/rules, as applicable or amended from time to time. The composition of the Audit Committee is in alignment with the provisions of section 177 of the Act.

Composition, Meeting and Attendance

During the financial year under review, 7 (seven) Audit Committee meetings were held on April 27, 2022, July 21, 2022, August 25, 2022, September 17, 2022, September 24, 2022, October 21, 2022 and January 24, 2023 respectively.

The composition and attendance of the Members at the meetings held during the year are as follows:

Name of Directors	No of meetings held	No. of meetings attended	Attendance at last AGM
Ms. Alka Saigal ¹	1	1	NA
Shri. Adesh ²	7	6	Yes
Dr. A.K.Panda	7	7	Yes
Shri P. K. Sarkar	3	1	Yes
Ms. Shobha Pattabhiraman ³	6	5	Yes
Shri M.B. Balakrishnan ⁴	4	4	Yes

¹Ceased to be Director w.e.f April 30, 2022.

²Ceased to be Director w.e.f February 02, 2023

³Appointed as Director w.e.f May 24, 2022

⁴Appointed as Director w.e.f August 13, 2022

The committee comprised the following members as on March 31, 2023:

- Dr. A.K. Panda - Chairman
- Ms. Shobha Pattabhiraman - Member
- Shri. M.B. Balakrishnan - Member

Requisite quorum was present in all the meetings. The Company Secretary acts as the Secretary to the Committee.

2.2 Nomination and Remuneration Committee

The Nomination and Remuneration Committee is constituted in compliance with the provisions of Section 178 of the Act. The Nomination and Remuneration Committee is empowered with the following terms of reference and responsibilities in accordance with the provisions of applicable laws:

- i. Identification of persons who are qualified to become directors and who may be appointed in senior management in accordance with the criteria laid down, recommend to the Board their appointment and removal, formulation of criteria for evaluation of performance of independent directors and the board of directors;
- ii. Formulation of the criteria for determining qualifications, positive attributes and independence of a director and recommend to the board of directors a policy relating to the remuneration of the directors, key managerial personnel and other employees;
- iii. To lay out remuneration principles for Directors, Key Managerial Personnel and Senior Management Personnel linked to their effort, performance and achievement relating to the Company's goals trends and practices that prevail in peer companies across the industry.
- iv. Whether to extend or continue the term of appointment of the independent director, on the basis of the report of performance evaluation of independent directors.
- v. To ensure the Board Diversity by constituting the structure of Board of Directors.
- vi. To take decision regarding the human resource activities and policies of the Company

Composition, Meeting and Attendance

During the financial year under review, 3 (three) Nomination & Remuneration Committee meetings were held on July 13, 2022, September 17, 2022 and February 21, 2023 respectively.

The composition and attendance of the Members at the meetings held during the year are as follows:

Name of Directors	No of meetings held	No. of meetings attended	Attendance at last AGM
Ms. Alka Saigal ¹	-	-	NA
Shri Adesh ²	2	2	Yes
Dr. A.K.Panda ³	1	1	Yes
Shri P. K. Sarkar	3	2	Yes
Ms. Shobha Pattabhiraman ⁴	3	3	Yes
Shri M.B. Balakrishnan ⁵	2	2	Yes

¹Ceased to be Director w.e.f April 30, 2022.

²Ceased to be Director w.e.f February 02, 2023

³Ceased to be Member of the Committee w.e.f. September, 17, 2022

⁴Appointed as Director w.e.f May 24, 2022

⁵Appointed as Director w.e.f August 13, 2022



The committee comprised the following members as on March 31, 2023 (Chairperson was elected amongst the Members present in the meeting):

- Shri. M.B. Balakrishnan - Member
- Ms. Shobha Pattabhiraman - Member
- Shri P.K. Sarkar - Member

Requisite quorum was present in all the meetings. The Company Secretary acts as the Secretary to the Committee.

2.3 Corporate Social Responsibility (CSR) Committee

The CSR Committee was formulated in accordance with Section 135 of the Act. The Committee is empowered with the following terms of reference and responsibilities in accordance with the provisions of applicable laws:

- i. Formulate and recommend to the Board, a Corporate Social Responsibility Policy which shall indicate the activities to be undertaken by the Company as per the Act.
- ii. Recommend the amount of expenditure to be incurred on the activities referred to in the Act and;
- iii. Monitor the Corporate Social Responsibility Policy and compliance of various activities of the Company from time to time.
- iv. Approve the detailed CSR schemes for various projects.

Composition, Meeting and Attendance

During the financial year under review, 1 (one) CSR Committee meeting was held on June 01, 2022. The composition and attendance of the Members at the meetings held during the year are as follows:

Name of Directors	No of meetings held	No. of meetings attended	Attendance at last AGM
Shri. A.K. Bhatta ¹	1	1	NA
Shri. Adesh ²	1	1	Yes
Dr. A.K. Panda	1	1	Yes
Ms. Shobha Pattabhiraman ³	1	1	Yes
Mr. P.K. Sarkar	-	-	Yes

¹Ceased to be Director w.e.f July 17, 2022.

²Ceased to be Director w.e.f February 02, 2023

³Appointed as Director w.e.f May 24, 2022

The committee comprised the following members as on March 31, 2023:

- Ms. Shobha Pattabhiraman - Chairperson
- Shri. P.K. Sarkar - Member
- Dr. A. K. Panda - Member

Requisite quorum was present in all the meetings. The Company Secretary acts as the Secretary to the Committee.

2.4 Enterprise Risk Management Committee (ERMC)

The Enterprise Risk Management Committee has been formed in accordance with the provisions of the Act. The ERMC carries out the following functions:

- i. Review of risk portfolio and risk mitigation plans;
- ii. Finalization of Risk assessment/ classification and risk prioritization of identified risks;
- iii. Monitor and review risk management/mechanism as framed by Board;
- iv. Review proposed changes to the e-risk register;
- v. Monitor implementation of risk management plan/mechanism;
- vi. Take-up any other matter as directed by the Board from time to time.

Composition, Meeting and Attendance

During the financial year under review, 2 (two) ERMC meetings were held on June 01, 2022 and February 03, 2023.

The composition and attendance of the Members at the meetings held during the year are as follows:

Name of Directors	No of meetings held	No. of meetings attended	Attendance at last AGM
Ms. Alka Saigal ¹	-	-	NA
Shri Adesh ²	1	1	Yes
Dr. A.K. Panda ³	2	2	Yes
Ms. Shobha Pattabhiraman ⁴	2	2	Yes
Mr. P.K. Sarkar	2	2	Yes
Shri Debasish Chattopadhyay ⁵	2	2	Yes
Shri N.K. Gupta ⁶	1	1	NA
Shri Rajiv Srivastava ⁷	1	1	Yes
Shri Tridib Deb	2	2	-

¹Ceased to be Director w.e.f April 30, 2022.

²Ceased to be Director w.e.f February 02, 2023

³Ceased to be Chairman w.e.f May 30, 2022

⁴Appointed as Director w.e.f May 24, 2022

⁵Ceased to be CEO w.e.f February 09, 2023

⁶Ceased to be CFO w.e.f. June 30, 2022

⁷Appointed as CFO w.e.f July 14, 2022

The committee comprised the following members as on March 31, 2023 (Chairperson was elected amongst the Members present in the meeting):

- Dr. A.K. Panda - Member
- Ms. Shobha Pattabhiraman - Member
- Shri P.K. Sarkar - Member
- Shri Basuraj Goswami - CEO
- Shri Rajiv Srivastava - CFO
- Shri Tridib Deb - CA/CP

Requisite quorum was present in all the meetings. The Company Secretary acts as the Secretary to the Committee.

2.5 Investment/ Loan Sub-Committee

Investment/Loan Sub-Committee is an internal Committee of the Board which is entrusted to carry out the following functions:



- i. Consideration and approval of proposals for deployment of surplus funds of the Company with scheduled banks from time to time.
- ii. Review of the existing sanctioned loans, scrutinizing any changes in the terms and conditions of the existing loans.
- iii. Approving the quantum of drawal of funds
- iv. To tie-up loans for any future requirement of funds as well as finalizing terms and conditions for the same.

Composition, Meeting and Attendance

During the financial year under review, 4 (Four) Investment/ Loan Sub-Committee Meetings were held on June 22, 2022, July 13, 2022, January 24, 2023 and March 30, 2023.

The composition and attendance of the Members at the meetings held during the year are as follows:

Name of Directors	No of meetings held	No. of meetings attended	Attendance at last AGM
Shri. A. K. Bhatta ¹	2	2	NA
Shri. Adesh ²	3	2	Yes
Ms. Shobha Pattabhiraman ³	4	4	Yes
Dr. A.K.Panda	4	4	Yes
Shri. M.B. Balakrishnan ⁴	2	2	Yes

¹Ceased to be Director w.e.f July 17, 2022.

²Ceased to be Director w.e.f February 02, 2023

³Appointed as Director w.e.f May 24, 2022

⁴Appointed as Director w.e.f August 13, 2022

The committee comprised the following members as on March 31, 2023:

- Shri. M.B. Balakrishnan - Chairman
- Dr. A.K. Panda - Member
- Ms Shobha Pattabhiraman - Member

Requisite quorum was present in all the meetings. The Company Secretary acts as the Secretary to the Committee.

2.6 Contracts Sub-Committee

Contract Sub-Committee is an internal Committee of the Board which is entrusted to carry out the following functions:

- a) Approval of Award of Contract for Works, Purchase and Service against the approved budget estimate up to ₹50 Cr each.
- b) Approval of or Award of Consultancy assignments up to a contract value of ₹2Cr each.
- c) Post-award aggregate net variations up to ₹2.5Cr in a contract.
- d) Other delegations as approved by the Board of Directors from time to time.

Composition, Meeting and Attendance

During the financial year under review, 6 (Six) Contract Sub-Committee Meetings were held during the Financial Year 2022-23 on April 19, 2022, June 22, 2022, November 29, 2022, January 24, 2023, February 03, 2023 and March 21, 2023

The composition and attendance of the Members at the meetings held during the year are as follows:

Name of Directors	No of meetings held	No. of meetings attended	Attendance at last AGM
Ms. Alka Saigal ¹	1	-	NA
Shri. Adesh ²	4	2	Yes
Dr. A.K. Panda	6	6	Yes
Shri. P.K. Sarkar	6	6	Yes
Ms. Shobha Pattabhiraman ³	5	5	Yes

¹Ceased to be Director w.e.f April 30, 2022.

²Ceased to be Director w.e.f February 02, 2023

³Appointed as Director w.e.f May 24, 2022

The committee comprised the following members as on March 31, 2023 (Chairperson was elected amongst the Members present in the meeting):

- Ms. Shobha Pattabhiraman - Member
- Dr. A.K. Panda - Member
- Shri P.K. Sarkar - Member

Requisite quorum was present in all the meetings. The Company Secretary acts as the Secretary to the Committee.

2.7 HR/Remuneration Sub-Committee

HR/ Remuneration Sub-Committee is an internal Committee of the Board which is entrusted to carry out the following functions:

- a) To take decision with respect to posting, promotion, termination of service in accordance with the terms of appointment, review of terms of appointment, approval for weightage for service in respect of Executives at E7 level and transfer/acceptance of resignation in respect of Executive above E7 level.
- b) To look into the wage revision related issues like salary/pay and perquisites/ allowances etc. with respect to the employees of the Company and loans and advance with respect to the NSPCL Executive and put up its recommendation for the approval of the Board.
- c) Settlement of grievance at stage III level in respect of all Executive.
- d) Constitution of Selection Board for recruitment, approval of list of candidates to be called for interview, Selection of Panel and approval of appointment in respect of Executives at E7 and above as per sanctioned posts.
- e) Formulation of performance-related pay (PRP) / annual incentive scheme for employees on the rolls of the Company and recommend payment thereunder to the Board for approval.
- f) To appoint/ extend the tenure of consultants within the sanctioned manpower budget.
- g) Sponsoring employees for higher studies in India at Company cost as per approved policy.
- h) Grant of study leaves up to 3 years without pay and allowances.
- i) Sanction of Expenditure in relaxation of norms & standards relating to Honorarium and fees to Faculties.



- j) Sanction of Expenditure up to ₹15000/- per employee subject to an annual ceiling of ₹500000/- per plant/project on awards/rewards/ mementoes to employees for outstanding performance and/ or accomplishment of exemplary tasks.
- k) Sanction of expenditure on tour of press Representatives (Film/TV/Video Magazine team etc.) to project and other areas of operation.
- l) Approval for Institutional membership of a Foreign professional institution.
- m) To authorize an officer/executive one level below the approving authority in case the higher level post, though sanctioned, is not filled-up or operated. This authority shall be exercised to authorize E6 level executive/ officers for the subject identified in the DOP.
- n) Other delegations as approved by the Board of Directors from time to time.

Composition, Meeting and Attendance

During the financial year under review, 4 (four) Meetings of the HR/ Remuneration Sub-Committee were held during the Financial Year 2022-23 on July 13, 2022, August 25, 2022, October 21, 2022 and January 24, 2023.

The composition and attendance of the Members at the meetings held during the year are as follows:

Name of Directors	No of meetings held	No. of meetings attended	Attendance at last AGM
Shri Adesh ¹	4	3	Yes
Dr. A.K. Panda	2	2	Yes
Shri P.K. Sarkar	4	4	Yes
Ms. Shobha Pattabhiraman ²	4	4	Yes
Shri M.B. Balakrishnan ³	2	2	Yes

¹Ceased to be Director w.e.f February 02, 2023

²Appointed as Director w.e.f May 24, 2022

³Appointed as Director w.e.f August 13, 2022

The Committee comprised the following members as on March 31, 2023:

- Ms. Shobha Pattabhiraman - Member
- Shri M.B. Balakrishnan - Member
- Shri P.K. Sarkar - Member

Requisite quorum was present in all the meetings. The Company Secretary acts as the Secretary to the Committee.

2.8 Business Plan Sub-Committee

Business Plan Sub-Committee is an internal Committee of the Board which carries out the functions of finalising and evaluating the Business Plan for the Company.

Composition, Meeting and Attendance

During the financial year under review, 2 (two) Meetings of the Business Plan Sub-Committee were held during the Financial Year 2022-23 on June 01, 2022 and March 30, 2023.

The composition and attendance of the Members at the meetings held during the year are as follows:

Name of Directors	No of meetings held	No. of meetings attended	Attendance at last AGM
Ms. Alka Saigal ¹	-	-	NA
Shri A.K.Bhatta ²	1	1	NA
Shri Adesh ³	1	1	Yes
Shri P.K. Sarkar	2	2	Yes
Ms. Shobha Pattabhiraman ⁴	2	2	Yes
Shri M.B. Balakrishnan ⁵	1	1	Yes

¹Ceased to be Director w.e.f April 30, 2022.

²Ceased to be Director w.e.f July 17, 2022.

³Ceased to be Director w.e.f February 02, 2023

⁴Appointed as Director w.e.f May 24, 2022

⁵Appointed as Director w.e.f August 13, 2022

The committee comprised the following members as on March 31, 2023:

- Shri P.K. Sarkar - Chairman
- Ms. Shobha Pattabhiraman - Member
- Shri M.B. Balakrishnan - Member

Requisite quorum was present in all the meetings. The Company Secretary acts as the Secretary to the Committee.

2.9 DOP Committee

DOP Committee is an internal Committee of the Board which carries out the functions of finalising the draft DOP for approval of the Board.

Composition, Meeting and Attendance

During the financial year under review, no Meeting of the DOP Committee was held.

The Committee comprised the following members as on March 31, 2023:

- Ms. Shobha Pattabhiraman - Member
- Dr. A.K. Panda - Member
- Shri P.K. Sarkar - Member

The Company Secretary acts as the Secretary to the Committee.

2.10 Project Sub-Committee

Project Sub-Committee is an internal Committee of the Board which is entrusted to carry out the following functions:

- a) Expenditure towards various studies including Topographical Survey, Socio-Economic Survey, Geo-Technical Investigations, Detailed Environmental Impact Assessment Studies, Hydrological Studies, Area Drainage Studies, Seismic Study, Oceanographic Study, Model Studies, Preparation of FR/DPR etc. and payment of fees/charges for statutory clearances, water/fuel linkages, financial appraisal & due diligence, Initial Community Development (ICD) expenditure etc. for each New/Expansion project Upto ₹ 5 Crore for each project.



- b) To approve the FR/DPR after due diligence and financial appraisal of FR/DPR has been done by an independent agency.
- c) Approve advance expenditure for each project for which FR/DPR has been approved by the Project Sub-committee

Composition, Meeting and Attendance

During the financial year under review, 2 (two) Meetings of the Project Sub-Committee were held during the Financial Year 2022-23 on June 22, 2022 and September 17, 2022.

The composition and attendance of the Members at the meetings held during the year are as follows:

Name of Directors	No of meetings held	No. of meetings attended	Attendance at last AGM
Ms. Alka Saigal ¹	-	-	NA
Shri A.K. Bhatta ²	1	1	NA
Shri Adesh ³	2	2	Yes
Dr. A.K. Panda	2	2	Yes
Ms. Shobha Pattabhiraman ⁴	2	2	Yes
Shri P.K. Sarkar	1	1	Yes

¹Ceased to be Director w.e.f April 30, 2022.

²Ceased to be Director w.e.f July 17, 2022.

³Ceased to be Director w.e.f February 02, 2023

⁴Appointed as Director w.e.f May 24, 2022

The committee comprised the following members as on March 31, 2023:

- Dr. A.K. Panda - Chairman
- Ms. Shobha Pattabhiraman - Member
- Shri P.K. Sarkar - Member

Requisite quorum was present in all the meetings. The Company Secretary acts as the Secretary to the Committee.

2.11 Share/Bonds Allotment Committee

Share/ Bonds Allotment Committee is an internal Committee of the Board whose function includes allotment and transfer of shares and bonds.

Composition, Meeting and Attendance

During the financial year under review, no Meeting of the Share/Bonds Allotment Committee was held.

The committee comprised the following members as on March 31, 2023:

- Shri M.B. Balakrishnan - Chairman
- Ms. Shobha Pattabhiraman - Member
- Dr. A.K. Panda - Member

3. ANNUAL GENERAL MEETING

The date, time and location of the last three Annual General Meetings and EGM are as under:

Date and time	September 15, 2020 (21st AGM)	July 27, 2021 (22nd AGM)	September 24, 2022 (23rd AGM)

Time	1600 hrs	1100 hrs	1200 hrs
Venue	4th Floor, NBCC Towers, 15, Bhikaji Cama Place, New Delhi -110 066	4th Floor, NBCC Towers, 15, Bhikaji Cama Place, New Delhi -110 066	4th Floor, NBCC Towers, 15, Bhikaji Cama Place, New Delhi -110 066
Special Resolution passed, if any	-	-	-

Details of the Special Resolutions passed during the last Financial Year through Postal Ballot

During the previous year, pursuant to Section 110 of the Act read with the Companies (Management and Administration) Rules, 2014 (including any statutory amendment(s) or re-enactment(s) thereof made thereunder) the Company did not pass any resolutions through the Postal Ballot process. Therefore, Procedure for postal ballot shall not be applicable.

Further, there are no Proposed Resolutions to be passed through Postal Ballot.

4. GENERAL SHAREHOLDERS INFORMATION

1.	Annual General Meeting Date Time Venue	22nd September, 2023 1200 Hrs 15, NBCC Towers, 4th Floor, Bhikaji Cama Place, New Delhi- 110066
2.	Financial Year	1st April, 2022 to 31st March, 2023
3.	ISIN Code	INE115D07019

Dematerialisation of Shares and Liquidity

The Company has established connectivity with both the depositories viz. National Securities Depository Limited (NSDL) and Central Depository Services (India) Limited (CDSL) through its Registrar & Share Transfer Agent- MCS Share Transfer Agent Limited. This has facilitated the shareholders to hold and trade their shares in 'electronic form'. As on 31st March, 2023, 980500097 Equity Shares of the Company, forming 99.99% of the shareholding stand dematerialized.

Dividend

Details of the amount of dividend given by the Company for the last five years are as under:

Year	Paid-up Capital	Total Dividend	Date of AGM
2018-19	₹ 980.5 Crore	₹ 40 Crore	June 24, 2019
2019-20	₹ 980.5 Crore	₹ 100 Crore	September 15, 2020
2020-21	₹ 980.5 Crore	₹ 190 Crore	July 27, 2021
2021-22	₹ 980.5 Crore	₹ 150 Crore	September 24, 2022
2022-23	₹ 980.5 Crore	₹ 650 Crore	September 22, 2023

5. DISCLOSURES

a) Related Party Transactions

All transactions entered into by the Company with related parties, during the financial year 2022-23, were in ordinary course of business and on arm's length basis. The details of the Related Party Transactions are set out in the Notes to Financial Statements forming part of this Annual Report. Also, the related party transactions undertaken by your Company were in compliance with the provisions set out in the Act. The policy on related party transactions has been placed on the Company's website www.nspcl.co.in



b) Whistle Blower Policy/Vigil Mechanism

Your Company believes in conducting its business and working with all its stakeholders, including employees, customers, suppliers and shareholders in an ethical and lawful manner by adopting highest standards of professionalism, honesty, integrity and ethical behaviour. Your Company prohibits any kind of discrimination, harassment, victimization or any other unfair practice being adopted against an employee. In accordance with the provisions of the Act, your Company has adopted a Vigil Mechanism/ Whistle Blower Policy with an objective to provide its employees a vigil mechanism whereby concerns can be raised in line with the Company's commitment to highest standards of ethical, moral and legal business conduct and its commitment to open communication. During the financial year ended 31st March, 2023, no personnel have been denied access to the Chairman of the Audit Committee of the Company. The Whistle Blower Policy and related procedures are available on the corporate governance section of the Website www.nspcl.co.in.

c) Document Preservation and Archival Policy

The NSPCL Board has approved a "Policy on Maintenance and Preservation of Document", the policy establishes guidelines for management, for preservation, archival and destruction of documents by the Company.

d) Disclosure of Accounting Treatment

In the preparation of financial statements, the Company has followed the applicable Accounting Standards i.e. IndAS, issued by the Institute of Chartered Accountants of India to the extent applicable and other applicable act(s) and regulation(s).

e) Disclosures of Risk Management

The Company has laid down procedures to inform the members of the Board about the risk assessment and minimization procedures. The Company has framed the risk assessment and minimization procedure, which is periodically reviewed by the Board.

f) All the recommendations of Board Committees have been accepted by the Board of Directors during the year.

g) Disclosures in relation to the Sexual Harassment of Women at Workplace (Prevention, Prohibition and Redressal) Act, 2013:

Sl. No.	Particulars of Disclosures	Remarks
1	Number of complaints pending at the start of the financial year 2022-23	Nil
2	Number of complaints filed during the financial year 2022-23	Nil
3	Number of complaints disposed off during the financial year 2022-23	Nil
4	Number of complaints pending as on end of the financial year 2022-23	Nil

h) Reconciliation of Share Capital Audit

The Company files e-Form PAS-6 in accordance with Rule 9A of the Companies (Prospectus and Allotment of Securities) Third Amendment Rules, 2019, on a half-year basis, which is a Report on Reconciliation of Share Capital Audit, for the equity shares of the Company held with the National Securities Depository Limited (NSDL) and the Central Depository Services (India) Limited (CDSL) and in physical form during the period under review.

i) Credit Ratings

During the year, CRISIL Ratings has assigned Credit rating of bank facilities for ₹3500.00 crore (Enhanced from ₹2500 Crore) to the Company, as per the Rating Rationale given below:

Long Term Rating	CRISIL AA+/ Stable (Upgraded from `CRISIL AA/ Positive)
Short Term Rating	CRISIL A1+ (Reaffirmed)

j) Means of Communication

The Company communicates with its Shareholders and Stakeholders through Annual Report, General Meetings and disclosures through Website.

k) Directors and Officer's Insurance

NSPCL obtains Directors and Officers Insurance Policy (D&O Policy) every year. Present D&O Policy is for ₹25 Crore.

l) Redemption of Bonds

During the year under review, the Non- Convertible Debentures ("NCDs") issued by the Company for ₹500.00 Crore (Rupees Five Hundred Crore only) have been fully redeemed and payment to debt security holders has been completed on maturity on 11th July, 2022 and no dues are outstanding towards the Principal and Interest in respect of the aforesaid NCDs.

m) Internal Audit

The Board in its 208th Board Meeting had appointed M/s Kailash Chand Jain & Co., Chartered Accountants and M/s RN Singh & Co., Chartered Accountants as Internal Auditors for the Financial Year 2022-23.

6. NSPCL LOCATIONS:

a) Registered and Corporate Office:

15, NBCC Towers, 4th Floor,
Bhikaji Cama Place, New Delhi- 110066

b) Plants:

CPP-II, Rourkela Steel Plant, Rourkela- 769011, Odisha
CPP-II, Durgapur Steel Plant, Durgapur- 713205, West Bengal
NSPCL- Bhilai Unit, Near Purena Village, Bhilai (East), Distt- Durg- 490021, Chhattisgarh

c) Registrar & Share Transfer Agents:

MCS Share Transfer Agent
F-65, 1st Floor, Phase-I, Okhla Industrial Area, New Delhi- 110020

Company Secretary

Ms. Shagun Bajpai
Email: shagun.bajpai@nspcl.co.in

For and on behalf of the Board of Directors

s/d
(Dillip Kumar Patel)
Chairman

DIN : 08695490
Date : 6th September, 2023
Place : New Delhi


Annexure V

Information under Rule 5(2) of Chapter XII, the Companies (Appointment and Remuneration of Managerial Personnel) Rules, of top ten employees in terms of remuneration drawn during the Financial Year 2022-23 are as follows:

Sr. No.	Emp No	Employee Name (Shri)	Designation	Total Remuneration (IN INR)	Nature of Employment	Qualification & Experience	Experience of Years	Date of commencement of employment	Age (in years)	Last employment held by such employee before joining the company	% of Equity share capital held	Whether any such employee is a relative of any director or manager of the company and if so, name of such director or manager
1	300024	Janaki Prasad	AGM	90,39,737	NSPCL	B.Tech (Elect. Engg.)	21	24.08.2002	60	RSP SAIL, 30.06.1987	NIL	No
2	5114	Bibhas Ghatak	GM	83,71,641	On secondment from NTPC	BE (Mech Engg)	35	31.08.1988 in NTPC	57	NIL	NIL	No
3	3902	Satyabrata Ghosal	GM	79,34,318	On secondment from NTPC	BE (Mech Engg)	37	09.09.1986 in NTPC	60	NIL	NIL	No
4	5112	Prasanta Kumar Pan	GM	78,85,195	On secondment from NTPC	BE (Mech Engg), PG Diploma (HRM)	35	31.08.1988 in NTPC	58	NIL	NIL	No
5	5132	Ajoyendu Das	GM	78,09,086	On secondment from NTPC	BE (Mech Engg)	35	31.08.1988 in NTPC	58	NIL	NIL	No
6	3336	Basuraj Goswami	ED	76,06,348	On secondment from NTPC	BE (Mech Engg), MBA	38	22.08.1985 in NTPC	59	NIL	NIL	No
7	4181	Rajiv Srivastava	GM	73,15,034	On secondment from NTPC	M.Sc (Chemistry), PG Diploma (Finance)	36	30.01.1987 in NTPC	58	RBI (27.10.1986 to 29.01.1987)	NIL	No
8	3885	Kameshwar Jha	GM	70,35,091	On secondment from NTPC	BE (Mech Engg)	37	09.09.1986 in NTPC	60	NIL	NIL	No
9	3851	Biswamitra Pujari	GM	70,22,906	On secondment from NTPC	B.Sc (Mech Engg), Advance Diploma (Business Mgmt)	37	05.09.1986 in NTPC	60	NIL	NIL	No
10	5474	Surjya Kanta Ray	GM	68,79,128	On secondment from NTPC	B. Sc (Elect Engg)	34	01.09.1989 in NTPC	59	NIL	NIL	No



A.K. Rastogi & Associates
Company Secretaries

R-13/69, Raj Nagar, Ghaziabad-201002
 Mob.: 9650990414 / 9650990614
 Email : anilrastogi3609@gmail.com
 anil_rastogi29@rediffmail.com

Form MR-3
SECRETARIAL AUDIT REPORT
FOR THE FINANCIAL YEAR ENDED ON 31ST MARCH, 2023

[Pursuant to Section 204(1) of the Companies Act, 2013 and Rule 9 of the Companies (Appointment and Remuneration of Managerial Personnel) Rules, 2014]

To,
The Members,
NTPC – SAIL Power Company Limited,
4TH Floor, NBCC Tower,
15, Bhikaji Cama Place, New Delhi -110066

We have conducted the Secretarial Audit of the compliance of applicable statutory provisions and the adherence to good corporate practices by **NTPC – SAIL Power Company Limited** (Corporate Identity Number U74899DL1999PLC098274) (hereinafter called "**the Company**"). Secretarial Audit was conducted in a manner that provided us a reasonable basis for evaluating the corporate conducts/statutory compliances and expressing our opinion thereon.

Based on our verification of the Company's books, papers, minute books, forms and returns filed and other records maintained by the company and also the information provided by the company, its officers, agents and authorized representatives during the conduct of secretarial audit, we hereby report that in our opinion, the company has, during the audit period covering the financial year ended on 31st March, 2023, complied with the statutory provisions listed hereunder and also that the company has proper Board-processes and compliance-mechanism in place to the extent, in the manner and subject to the reporting made hereinafter:

We have examined the books, papers, minute books, forms and returns filed and other records maintained by the Company for the financial year ended on 31st March, 2023 according to the provisions of:

- i. The Companies Act, 2013 (the Act) and the rules made thereunder;
- ii. The Securities Contracts (Regulation) Act, 1956 ('SCRA') and the rules made thereunder – (Not applicable to the Company during the audit period);
- iii. The Depositories Act, 1996 and the Regulations and Bye-laws framed thereunder;
- iv. Foreign Exchange Management Act, 1999 and the rules and regulations made thereunder to the extent of Foreign Direct Investment, Overseas Direct Investment and External Commercial Borrowings – (Not applicable to the Company during the audit period);
- v. The following Regulations and Guidelines prescribed under the Securities and Exchange Board of India Act, 1992 ('SEBI Act'): - (Not applicable to the Company during the audit period);
 - The Securities and Exchange Board of India (Substantial Acquisition of Shares and Takeovers) Regulations, 2011;
 - The Securities and Exchange Board of India (Prohibition of Insider Trading) Regulations, 2015;
 - The Securities and Exchange Board of India (Issue of Capital and Disclosure Requirements) Regulations, 2018;





- B. The Securities and Exchange Board of India (Prohibition of Insider Trading) Regulations, 2015;
- C. The Securities and Exchange Board of India (Issue of Capital and Disclosure Requirements) Regulations, 2018;
- D. The Securities and Exchange Board of India (Shares based employee Benefits) Regulations, 2014;
- E. The Securities and Exchange Board of India (Issue and Listing of Debt Securities) Regulations, 2008;
- F. The Securities and Exchange Board of India (Registrars to an Issue and Share Transfer Agents) Regulations, 1993 regarding the Companies Act and dealing with client;
- G. The Securities and Exchange Board of India (Delisting of Equity Shares) Regulations, 2009; and
- H. The Securities and Exchange Board of India (Buyback of Securities) Regulations, 2018;

vi. As explained by the management, the following laws are specifically applicable to the Company based on their sector/industry:

- 1. The Electricity Act, 2003 and the Rules made there under;
- 2. The Indian Boiler Act, 1923 and the Rules made there under.
- 3. The Environment (Protection) Act, 1986 and the Rules made there under.
- 4. The Water (Prevention and Control) Act, 1974 and the Rules made there under.

We have also examined compliance with the applicable clauses of the following:

(i) Listing Agreement entered into by the Company with BSE Limited including the Securities and Exchange Board of India (Listing Obligations and Disclosures Requirements) Regulations, 2015. **(Applicable to the Company only during the period upto 11.07.2022 as the bonds that were listed got redeemed on 11.07 2022);**

(i) Secretarial Standards issued by the Institute of Company Secretaries of India with respect to Board and General Meetings.

During the period under review, the Company has generally complied with the applicable clauses of the Secretarial Standard (SS) issued by the Institute of Company Secretaries of India.

During the period under review, the Company has complied with the provisions of the Act, Rules, Regulations, Guidelines, Standards, etc. mentioned above.

We further report that:

Ministry of Corporate Affairs vide Notification No GSR 839(E) dated 5th July 2017 has exempted a Joint Venture Company from the requirement of having independent Directors as such the Company is not required to have Independent Directors on its Board as such the Board of Directors of the Company is duly constituted with only Non-Executive Directors only. The changes in the composition of the Board of Directors that took place during the period under review were carried out in compliance with the provisions of the Act.

Adequate notices have been given to all directors to schedule the Board & Committee Meetings, agenda and detailed notes on agenda were normally sent within timeline and a system exists for seeking and obtaining further information and clarifications on the agenda items before the meeting and for meaningful participation at the meeting.

Based on the verification of the records and minutes, we Report that majority of decisions were carried out unanimously. The members of the Board have not expressed dissenting votes on any resolution.

We further report that there are adequate systems and processes in the Company commensurate with the size and operations of the Company to monitor and ensure compliance with applicable laws, rules, regulations and guidelines.

We further report that during the audit period, the following important events/actions had major bearing on the Company affairs in pursuance of the above referred laws, rules, regulation, guidelines and standards:

1. During the Financial year under review, the Company has repaid Non-Convertible Debentures of Rs. 500 Crore on 11.07.2022 as such BSE Limited vide email has informed that since the securities of the Company are not listed as such the company was not required to comply the provisions of the SEBI (LODR) Regulations 2015.
2. During the year, Company has commenced Commercial Operation of first Unit of 2X20 MW Durgapur PP-III Project w.e.f 00:00 Hrs of 30.09.22

For A. K. Rastogi & Associates
Company Secretaries

Date: 27 .06. 2023
Place: Ghaziabad



Amy 27/06/23
(A. K. RASTOGI)
CP No: 22973
UDIN: F001748E000507506

This report is to be read with our letter of even date which is annexed as "Annexure-I" and forms an integral part of this report.

**A.K. Rastogi & Associates**
Company Secretaries

R-13/69, Raj Nagar, Ghaziabad-201002
Mob.: 9650990414 / 9650990614
Email: anilrastogi3609@gmail.com
anil_rastogi29@rediffmail.com

Annexure-I

To,
The Members,
NTPC –SAIL Power Company Limited,
4th Floor, NBCC Tower,
15, Bhikaji Cama Place, New Delhi -110066

Our report of even date is to be read along with this letter.

Management's Responsibility: -

1. Maintenance of secretarial records and other records under the scope/ambit of Secretarial Audit (hereinafter called 'Record') is the responsibility of the management of the Company. My responsibility is to express an opinion on these records based on my audit.
2. The compliance of the provisions of corporate and other applicable laws, rules, regulations, standards is the responsibility of management. My examination was limited to the verification of procedures on test basis.

Auditor's Responsibility: -

3. Our responsibility is to express an opinion on these secretarial records, standards and procedures followed by the Company with respect to secretarial compliances.
4. We believe that audit evidence and information obtained from the Company's management is adequate and appropriate for me to provide a basis for our opinion. I have not verified the correctness and appropriateness of financial records and Books of Account of the Company.
5. Where ever required, we have obtained the management representation about the compliance of laws, rules and regulations and happening of events etc.

Disclaimer: -

6. The Secretarial Audit Report is neither an assurance as to future viability of the Company nor of the efficacy or effectiveness with which the management has conducted the affairs of the Company.



Date: 27.06.2023
Place: Ghaziabad

For A. K. Rastogi & Associates
Company Secretaries



(A. K. RASTOGI)
Membership no FCS 1748
CP No: 22973
UDIN: F001748E000507506

INDEPENDENT AUDITORS' REPORT

To

The Members of NTPC-SAIL POWER COMPANY LIMITED

Report on the Audit of the Financial Statements

Opinion

We have audited the accompanying financial statements of NTPC-SAIL POWER COMPANY LIMITED ("the Company"), which comprise the Balance Sheet as at 31st March, 2023, the statement of profit and loss (including other comprehensive income), the statement of changes in equity and the statement of cash flows for the year then ended, and notes to the financial statements, including a summary of significant accounting policies and other explanatory information (hereinafter referred to as "financial statements").

In our opinion and to the best of our information and according to the explanations given to us, the aforesaid financial statements give the information required by the Companies Act, 2013 ("the Act") in the manner so required and give a true and fair view in conformity with the Indian Accounting Standards prescribed under section 133 of the Act read with the Companies (Indian Accounting Standards) Rules, 2015, as amended, ("Ind AS") and other accounting principles generally accepted in India, of the state of affairs of the Company as at 31st March, 2023, its Profit, total comprehensive income, changes in equity and its cash flows for the year ended on that date.

Basis for Opinion

We conducted our audit of the financial statements in accordance with the Standards on Auditing (SAs) specified under Section 143(10) of the Act. Our responsibilities under those Standards are further described in the Auditor's Responsibilities for the Audit of the Financial Statements section of our report. We are independent of the Company in accordance with the Code of Ethics issued by the Institute of Chartered Accountants of India ("ICAI") together with the ethical requirements that are relevant to our audit of the financial statements under the provisions of the Act and the Rules made thereunder, and we have fulfilled our other ethical responsibilities in accordance with these requirements and the ICAI's Code of Ethics. We believe that the audit evidence we have obtained is sufficient and appropriate to provide a basis for our opinion on the financial statements.

Key Audit Matters

Key audit matters are those matters that, in our professional judgment, were of most significance in our audit of the financial statements of the current period. These matters were addressed in the context of our audit of the financial statements as a whole, and in forming our opinion thereon, and we do not provide a separate opinion on these matters. We have determined the matters described below to be the key audit matters to be communicated in our report.





S. No.	Key Audit Matter	How our audit addressed the Key Audit Matter
1	<p>Recognition and measurement of revenue from Sale of Energy</p> <p>Accuracy of recognition, measurement, presentation and disclosures of revenue and other related balances in view of adoption of Ind AS 115 "Revenue from Contract with Customers"</p> <p>The application of the revenue accounting standards involves certain key judgments relating to identification of time of revenue recognition, measurement of the transaction price i.e. the consideration promised in the contracts which includes fixed charges variable charges; relevant and adequate disclosures regarding the contracts with customers and significant judgments or changes in judgment, if any, made in applying the Standard to such contracts.</p> <p>(Refer Note no. 39 and 60)</p>	<p>We have obtained an understanding of the CERC Tariff Regulations as notified from time to time, orders, circulars, guidelines, Power Purchase agreement with SAIL and the Company's internal circulars and procedures in respect of recognition and measurement of revenue from sale of energy comprising of capacity and energy charges and adopted the following audit procedures:</p> <ul style="list-style-type: none"> • Evaluated and tested the effectiveness of the Company's design of internal controls relating to recognition and measurement of revenue from sale of energy. • Verified the accounting of revenue from sale of energy based on tariff rates approved by the CERC (except items indicated as provisional) as modified by the orders of Appellate Authorities for electricity to the extent applicable, in case of Bhilai PP-III and based on PPA with SAIL in case of PP-II (Durgapur, Rourkela & Bhilai), Rourkela PP-II Expansion & Durgapur PP III. In case of power stations where the tariff rates are yet to be approved/items indicated provisional by the CERC in their orders, provisional rates are adopted considering the applicable CERC Tariff Regulations. <p>Based on the above procedure performed the recognition and measurements of revenue from sale of energy are considered to be adequate and reasonable.</p>
2	<p>Continuing Dispute between SECL and NSPCL for deduction of Rs. 58.17 Crores from coal bill of SECL for Grade Slippage for the period July 2015 to August 2016.</p> <p>South Eastern Coal fields limited (SECL) is a major supplier of coal to NSPCL. In accordance with minutes of meeting dated 06.02.2015 issued by Ministry of Coal: NSPCL, the Power Producers had engaged an Independent Third Party Sampling Agency (ITP) for analysis of coal at loading ends, pursuant to which differences between the grade of coal billed and grade determined by the ITP were detected. However, SECL was not accepting the variation report of ITP citing various reasons. Consequently, NSPCL started making deduction on account of grade slippage from the invoices raised by SECL to which SECL did not agree.</p> <p>NSPCL has already passed on the credit to beneficiaries with a rider that based on the settlement of issue with SECL, NSPCL may have to recover above amount from beneficiaries at a later date.</p> <p>(Refer Note no. 20 and 62)</p>	<ul style="list-style-type: none"> • Owing to the continuing dispute, this matter was taken to Alternate Dispute Redressal Mechanism (ADRM) by NTPC. • NTPC approached to SECL through letter dated 04.09.2018 to explore settlement of outstanding dues for Pre-CIMFR dispute with NTPC Joint Venture station in line with ADRM order, issued vide OM dated 23th July, 2018. • NSPCL has asked SECL vide letter dated 21.05.2018, 21.02.2019 and 24.12.2019 to commensurate NSPCL with NTPC regarding settlement of the dispute as per the order of ADRM. We have reviewed the correspondences between the parties. • SECL vide Letter dated 23.01.19 has stated that no such provision was given in the Order of ADRM regarding the Joint Ventures of NTPC. They will be seeking further clarification in this regard. • NSPCL vide its letter dated 26.08.2020 made a petition before Ministry of Power for resolution of the said dispute under AMRCD mechanism. • Ministry of Power vide its meeting notice dated 18.03.2021 informed NSPCL that it has examined the petition and has decided to initiate the proceedings under AMRCD mechanism. • The said dispute is pending before AMRCD.

S. No.	Key Audit Matter	How our audit addressed the Key Audit Matter
		<ul style="list-style-type: none"> • The company has shown this amount as contingent liability as on 31.03.2023. • It may be stated that in case such amount is indeed payable by NSPCL to SECL, NSPCL may recover such amount from their beneficiaries, as same was mentioned in the concerned beneficiaries' bill during that period. Thus, the impact of same would be revenue neutral to company. • We have read various correspondences and related documents pertaining to this litigation case and performed substantive procedures on calculations supporting the disclosure of contingent liability. Based on the above procedures performed, the estimation and disclosure of contingent liability is considered to be adequate and reasonable.
3	<p>Contingent Liabilities</p> <p>There are a number of litigations pending before various forums against the Company and the management's judgement is required for estimating the amount to be disclosed as contingent liability.</p> <p>We identified this as a key audit matter because the estimates on which these amounts are based involve a significant degree of management judgement in interpreting the cases and it may be subject to management bias.</p> <p>(Refer Note No. 38 & 62)</p>	<p>We have obtained an understanding of the Company's internal instructions and procedures in respect of estimation and disclosure of contingent liabilities and adopted the following audit procedures:</p> <ul style="list-style-type: none"> • understood and tested the design and operating effectiveness of controls as established by the management for obtaining all relevant information for pending litigation cases; • discussed with the management regarding any material developments thereto and latest status of legal matters; • read various correspondences and related documents pertaining to litigation cases and relevant external legal opinions obtained by the management and performed substantive procedures on calculations supporting the disclosure of contingent liabilities; • examined management's judgements and assessments in respect of whether provisions are required; • considered the management assessments of those matters that are not disclosed as contingent liability since the probability of material outflow is considered to be remote; • reviewed the adequacy and completeness of disclosures; <p>Based on the above procedures performed, the estimation and disclosures of contingent liabilities are considered to be adequate and reasonable.</p>

Other Matter

In case of Rourkela, under the head Other Current Assets, "Advances to Contractors & suppliers" includes balance with Mahanadi Coalfields Limited (MCL) amounting to Rs.64.27 crores which stands unreconciled as on 31.03.2023. Balance with MCL has not been reconciled since beginning. Consequential impact, if any, due to such non-reconciliation cannot be ascertained.

Our opinion is not modified in respect of this matter.



Other Information

The Company's Board of Directors is responsible for the other information. The other information comprises the information included in the Board's Report including Annexures to Board's Report, Chariman's statement, Management Discussion and Analysis and other company related information (hereinafter referred to as 'other reports'), but does not include the financial statements and our auditor's report thereon.

The Other reports are expected to be made available to us after the date of this auditor's report.

Our opinion on the financial statements does not cover the other information and we will not express any form of assurance conclusion thereon.

In connection with our audit of the financial statements, our responsibility is to read the other information identified above when it becomes available and, in doing so, consider whether the other information is materially inconsistent with the financial statements or our knowledge obtained in the audit, or otherwise appears to be materially misstated.

When we read the 'Other reports', if we conclude that there is a material misstatement therein, we are required to communicate the matter to those charged with governance.

Responsibilities of the Management and Those Charged with Governance for the Financial Statements

The Company's Board of Directors is responsible for the matters stated in Section 134(5) of the Act with respect to the preparation of these financial statements that give a true and fair view of the financial position, financial performance, total comprehensive income, changes in equity and cash flows of the Company in accordance with the Ind AS, and other accounting principles generally accepted in India. This responsibility also includes maintenance of adequate accounting records in accordance with the provisions of the Act for safeguarding of the assets of the Company and for preventing and detecting frauds and other irregularities; selection and application of appropriate accounting policies; making judgments and estimates that are reasonable and prudent; and design, implementation and maintenance of adequate internal financial controls, that were operating effectively for ensuring the accuracy and completeness of the accounting records, relevant to the preparation and presentation of the financial statements that give a true and fair view and are free from material misstatement, whether due to fraud or error.

In preparing the financial statements, management is responsible for assessing the Company's ability to continue as a going concern, disclosing, as applicable, matters related to going concern and using the going concern basis of accounting unless management either intends to liquidate the Company or to cease operations, or has no realistic alternative but to do so.

The Board of Directors is also responsible for overseeing the Company's financial reporting process.

Auditor's Responsibilities for the Audit of Financial Statements

Our objectives are to obtain reasonable assurance about whether the financial statements as a whole are free from material misstatement, whether due to fraud or error, and to issue an auditor's report that includes our opinion. Reasonable assurance is a high level of assurance, but is not a guarantee that an audit conducted in accordance with SAs will always detect a material misstatement when it exists. Misstatements can arise from fraud or error and are considered material if, individually or in the aggregate, they could reasonably be expected to influence the economic decisions of users taken on the basis of these financial statements.

As part of an audit in accordance with SAs, we exercise professional judgment and maintain professional skepticism throughout the audit. We also:

- Identify and assess the risks of material misstatement of the financial statements, whether due to fraud or error, design and perform audit procedures responsive to those risks, and obtain audit evidence that is sufficient and appropriate to provide a basis for our opinion. The risk of not detecting a material

misstatement resulting from fraud is higher than for one resulting from error, as fraud may involve collusion, forgery, intentional omissions, misrepresentations, or the override of internal control.

- Obtain an understanding of internal financial control relevant to the audit in order to design audit procedures that are appropriate in the circumstances. Under section 143(3)(i) of the Act, we are also responsible for expressing our opinion on whether the company has adequate internal financial controls system in place and the operating effectiveness of such controls.
- Evaluate the appropriateness of accounting policies used and the reasonableness of accounting estimates and related disclosures made by the management.
- Conclude on the appropriateness of management's use of the going concern basis of accounting and, based on the audit evidence obtained, whether a material uncertainty exists related to events or conditions that may cast significant doubt on the Company's ability to continue as a going concern. If we conclude that a material uncertainty exists, we are required to draw attention in our auditor's report to the related disclosures in the financial statements or, if such disclosures are inadequate, to modify our opinion. Our conclusions are based on the audit evidence obtained up to the date of our auditor's report. However, future events or conditions may cause the Company to cease to continue as a going concern.
- Evaluate the overall presentation, structure and content of the financial statements, including the disclosure, and whether the financial statements represent the underlying transactions and events in a manner that achieves fair presentation.

Materiality is the magnitude of misstatements in the Financial statements that, individually or in aggregate, makes it probable that the economic decisions of a reasonable knowledgeable user of the Financial Statements may be influenced. We consider quantitative materiality and qualitative factors in (i) planning the scope of our audit work and in evaluating the result of our work; and (ii) to evaluate the effect of any identified misstatements in the Financial Statements.

We communicate with those charged with governance regarding, among other matters, the planned scope and timing of the audit and significant audit findings, including any significant deficiencies in internal control that we identify during our audit.

We also provide those charged with governance with a statement that we have complied with relevant ethical requirements regarding independence, and to communicate with them all relationships and other matters that may reasonably be thought to bear on our independence, and where applicable, related safeguards.

From the matters communicated with those charged with governance, we determine those matters that were of most significance in the audit of the financial statements of the current period and are therefore the key audit matters. We describe these matters in our auditor's report unless law or regulation precludes public disclosure about the matter or when, in extremely rare circumstances, we determine that a matter should not be communicated in our report because the adverse consequences of doing so would reasonably be expected to outweigh the public interest benefits of such communication.

Report on Other Legal and Regulatory Requirements

1. As required by the Companies (Auditor's Report) Order, 2020 ("the Order") issued by the Central Government of India in terms of Section 143(11) of the Act, and on the basis of such checks of the books and records of the Company as we considered appropriate and according to the information and explanations given to us, we give in the Annexure-A, a statement on the matters specified in the paragraphs 3 and 4 of the Order.
2. We are enclosing our report in terms of Section 143 (5) of the Act, on the basis of such checks of the books and records of the Company as we considered appropriate and according to the information and explanations given to us, in the Annexure-B on the directions and sub-directions issued by Comptroller and Auditor General of India.



3. As required by Section 143 (3) of the Act, we report that:
- (a) We have sought and obtained all the information and explanations, which to the best of our knowledge and belief were necessary for the purposes of our audit;
 - (b) In our opinion, proper books of account as required by law have been kept by the Company so far as it appears from our examination of those books;
 - (c) The Balance Sheet, the Statement of Profit and Loss (including other comprehensive income), the statement of changes in equity and the statement of cash flow dealt with by this Report are in agreement with the books of account;
 - (d) In our opinion, the aforesaid financial statements comply with the Indian Accounting Standards specified under Section 133 of the Act, read with Companies (Indian Accounting Standards) Rules, 2015 as amended;
 - (e) As per the Notification No. GSR 463(E) dated 5th June 2015 issued by the Ministry of Corporate Affairs, Government of India, provisions of sub-section (2) of Section 164 of the Act, are not applicable to the Company being a joint venture of two Government Companies.
 - (f) With respect to the adequacy of the internal financial controls over financial reporting of the Company and the operating effectiveness of such controls, refer to our separate report in Annexure-C.
 - (g) As per Notification No. GSR 463(E) dated 5th June 2015 issued by the Ministry of Corporate Affairs, Government of India, Section 197 of the Act is not applicable to the Company being a joint venture of two Government Companies. Accordingly, reporting in accordance with requirement of provisions of section 197(16) of the Act is not applicable on the Company; and
 - (h) With respect to the other matters to be included in the Auditor's Report in accordance with Rule 11 of the Companies (Audit and Auditors) Rules, 2014, as amended, in our opinion and to the best of our information and according to the explanations given to us:
 - (i) The Company has disclosed the impact of pending litigation on its financial position in its financial statement. (Refer Note No. 38 to the financial statements).
 - (ii) In our opinion and to the best of our information and explanations given to us, the Company did not have any long term contracts including derivative contracts for which there were any material foreseeable losses.
 - (iii) In our opinion and to the best of our information and explanations given to us, there were no amounts which were required to be transferred to the Investor Education and Protection Fund by the Company.
 - (iv) (1) The management has represented that, to the best of it's knowledge and belief, as disclosed in the note no. 63(xi) to the financial statements, no funds have been advanced or loaned or invested (either from borrowed funds or share premium or any other sources or kind of funds) by the company to or in any other person(s) or entity(ies), including foreign entities ("Intermediaries"), with the understanding, whether recorded in writing or otherwise, that the Intermediary shall, whether, directly or indirectly lend or invest in other persons or entities identified in any manner whatsoever by or on behalf of the Company ("Ultimate Beneficiaries") or provide any guarantee, security or the like on behalf of the Ultimate Beneficiaries;
 - (2) The management has represented, that, to the best of it's knowledge and belief, as disclosed in the note no. 63(xi) to the financial statements, no funds have been received by the Company from any person(s) or entity(ies), including foreign entities ("Funding Parties"), with the understanding, whether recorded in writing or otherwise, that the Company shall,

whether, directly or indirectly, lend or invest in other persons or entities identified in any manner whatsoever by or on behalf of the Funding Party ("Ultimate Beneficiaries") or provide any guarantee, security or the like on behalf of the Ultimate Beneficiaries; and

- (3) Based on the audit procedures performed that have been considered reasonable and appropriate in the circumstances, nothing has come to our notice that has caused us to believe that the representations under sub-clause (i) and (ii) of Rule 11(e), as provided under (1) and (2) above, contain any material mis-statement.
- (v) In our opinion and to the best of our information and explanations given to us, the dividend declared or paid during the year by the Company is in compliance with section 123 of the Companies Act, 2013.
- (vi) Proviso to Rule 3(1) of the Companies (Accounts) Rules, 2014 for maintaining books of accounts using accounting software which has a feature of recording audit trail (edit log) facility is applicable to the Company with effect from April 1, 2023, and accordingly, reporting under Rule 11(g) of Companies (Audit and Auditors) Rules, 2014 is not applicable for the financial year ended March 31, 2023.

**For DINESH JAIN & ASSOCIATES
CHARTERED ACCOUNTANTS
Firm Regn. No: 004885N**

**(NEHA JAIN) FCA
PARTNER
M.No.514725
UDIN: 23514725BGYONL7365**

**Place : New Delhi
Dated: 03.05.2023**



MEDICAL INSTRUMENT DISTRIBUTION UNDER CSR



Annexure - 'A' to the Independent Auditors' Report

Annexure referred to in our report of even date to the members of NTPC-SAIL Power Company Limited on the financial statements for the year ended 31st March 2023

- (i) In respect of the Company's Property, plant & equipment and Intangible assets:
- (a) (A) The company has generally maintained proper records showing full particulars, including quantitative details and situation of Property, Plant and Equipment;
- (B) The company has generally maintained proper records showing full particulars of intangible assets;
- (b) The company is having a regular program of physical verification of all Property, Plant & Equipment over a period of three years, which, in our opinion, is reasonable having regard to the size of the Company and the nature of its property, plant & equipment. No material discrepancies were noticed on such verification.
- (c) According to the information and explanations given to us and on the basis of our examination of the records of the Company, the title deeds of all the immovable properties (other than properties where the company is the lessee and the lease agreements are duly executed in favour of the lessee) disclosed in the financial statements are held in the name of the company, except detail given below:-

Description of property	Gross carrying value	Held in name of	Whether promoter, director or their relative or employee	Period held – indicate range, where appropriate	Reason for not being held in name of company*
42.031 acres of lease land for 2 x 20 MW Durgapur Expansion Project	--	Steel Authority of India Ltd.	Promoter	Since financial year 2016-17 till date	Lease Approval is yet to be obtained from SAIL, as it is pending in Ministry of Steel

- (d) The Company has not revalued its Property, Plant and Equipment (including Right of Use assets) or intangible assets or both during the year.
- (e) According to the information and explanations given to us, no proceedings have been initiated or are pending against the company for holding any benami property under the Benami Transactions (Prohibition) Act, 1988 (45 of 1988) and rules made thereunder.
- (ii) (a) The inventory has been physically verified at reasonable intervals by the management and in our opinion, the coverage and procedure of such verification by the management is appropriate. According to the information and explanations given to us by the company, value of discrepancies noticed on such physical verification does not account for 10% or more in the aggregate for each class of inventory.
- (b) In our opinion and according to the information and explanations given to us, during the year, the company has been sanctioned working capital limits in excess of Rs.5 crores, in aggregate, from a Bank on the basis of security of current assets and quarterly returns and statements filed by the company with the bank are generally in agreement with the books of account of the Company.
- (iii) (a) The company has not provided any guarantee or security or granted any loans or advances in the nature of loans, secured or unsecured, to companies, firms, Limited Liability Partnerships or any

other parties during the year. Accordingly, provisions of clause 3(iii)(a) to 3(iii)(f) of the Order are not applicable.

- (b) The company has made investments in Mutual Funds during the year and there is no balance outstanding in respect of these investments, as at the balance sheet date. In our opinion, the investments made are not prejudicial to the Company's interest.
- (iv) In our opinion and according to the information and explanations given to us, the Company has not granted any loans or made any investment or given any guarantee or security covered under Section 185 and 186 of the Companies Act, 2013.
- (v) In our opinion and according to the information and explanations given to us, the Company has not accepted any deposits or amounts which are deemed to be deposits from the public within the meaning of the directives issued by the Reserve Bank of India and provisions of sections 73 to 76 or any other relevant provisions of the Companies Act and the rules framed thereunder. Accordingly, provisions of clause 3 (v) of the Order are not applicable.
- (vi) We have broadly reviewed the accounts and records maintained by the company pursuant to the rules made by the Central Government for maintenance of cost record under Sub-section (1) of section 148 of the Companies Act, 2013 read with Companies (Cost Records & Audit) Rules, 2014 and we are of the opinion that prima facie the prescribed accounts and records have been made and maintained. However, we have not made a detailed examination of the records with a view to determining whether they are accurate and complete.
- (vii) According to the information and explanations given to us, in respect of statutory dues:
- (a) The company has generally been regular in depositing undisputed statutory dues including Goods and Service tax, provident fund, employees' state insurance, income tax, sales tax, service tax, duty of customs, duty of excise, value added tax, cess and other statutory dues to the appropriate authorities and there are no undisputed dues outstanding as on 31st March, 2023 for a period of more than six months from the date they became payable.
- (b) According to the records of the Company and explanation given to us, there are disputed dues of Income Tax, Service Tax, Entry tax, Employee's state insurance and goods and service tax aggregating to **₹12358.66 Lakhs** which have not been deposited on account of matters pending before appropriate authorities. Further the company has disputed Income Tax cases having possible tax impact of **₹7069.06 Lakhs**, in respect of which company has deposited Minimum Alternate Tax (MAT).

The details of the disputed dues as at 31st March, 2023 are mentioned hereunder:

Name of the Statute	Nature of Dues	Amount (₹ in Lakhs)	Period (Financial Year)	Forum before which Dispute is pending
Income Tax Act, 1961	Income Tax including Interest	303.17	2006-07	Supreme Court
Income Tax Act, 1961	Income Tax including Interest	1,237.14	2008-09	Delhi High Court
Finance Act, 1994	Service Tax including Interest and penalty	1944.65	2004-05	High Court of Kolkata
Finance Act, 1994	Service Tax including Interest and penalty	9.53	2016-17	Assistant Commissioner/ Circle-III/DGP Audit



Odisha Entry Tax, 1999	Entry Tax Penalty	99.55	2014-18	Sales Tax Tribunal Odisha
Employee State Insurance Act, 1948	ESI	19.26	2008-09 & 2011-12	Kolkata High Court
Finance Act, 1994	Service tax	8734.01	2016-17	Chattisgarh High Court
CGST Act	GST	11.35	2017-18	CGST & Excise Durgapur Audit Commissionerate
	Total	12358.66		

Name of the Statue	Nature of Dues	Amount/ Possible Impact (₹ in Lakhs)	Period (Financial Year)	Forum before which Dispute is pending
Income Tax Act, 1961	Income Tax	6,592.55/-	2009-10	Income Tax Appellate Tribunal
Income Tax Act, 1961	Income Tax	458.44/-	2010-11	Supreme Court of India
Income Tax Act, 1961	Income Tax	18.07/-	2010-11	Supreme Court of India
	Total	7069.06		

- (viii) In our opinion and according to the information and explanations given to us, the Company has not surrendered or disclosed as income, any transaction not recorded in the books of account, during the year in the tax assessments under the Income Tax Act, 1961 (43 of 1961). Accordingly, the provisions of clause 3(viii) of the Order are not applicable.
- (ix) (a) In our opinion and according to the information and explanations given to us, the Company has not defaulted in repayment of loans or other borrowings or in the payment of interest thereon to any lender.
- (b) According to the information and explanations given to us and on the basis of our audit procedures, we report that the Company has not been declared willful defaulter by any bank or financial institution or other lender.
- (c) In our opinion and according to the information and explanations given to us, term loans were applied for the purpose for which the loans were obtained.
- (d) According to the information and explanations given to us, and the procedures performed by us, and on an overall examination of the financial statements of the company, we report that no funds raised on short-term basis have been used for long-term purposes by the Company.
- (e) According to the records of the company and explanation given to us, the company does not have any subsidiary, associate or joint venture. Accordingly, provisions of clause 3 (ix)(e) of the Order are not applicable.
- (f) According to the records of the company and explanation given to us, the company does not have any subsidiary, joint venture or associate company. Accordingly, provisions of clause 3 (ix)(f) of the Order are not applicable.
- (x) (a) According to the books and records of the company and as per the information and explanation given to us, the company has not raised any money by way of initial public offer or further public offer (including debt instruments) during the year. Accordingly, provisions of clause 3 (x)(a) of the Order are not applicable.

- (b) The company has not made any preferential allotment or private placement of shares or convertible debentures (fully, partially or optionally convertible) during the year. Accordingly, provisions of clause 3 (x)(b) of the Order are not applicable.
- (xi) (a) According to the information and explanation given to us and based on our examination of the books and records of the company, we have not come across any case of fraud that has been committed by or on the Company during the year.
- (b) No report under sub-section (12) of section 143 of the Companies Act has been filed by the auditors in Form ADT-4 as prescribed under Rule 13 of Companies (Audit and Auditors) Rules, 2014 with the Central Government.
- (c) As informed to us, no whistle-blower complaints were received during the year by the company.
- (xii) The Company is not a Nidhi Company. Accordingly, provisions of clause 3(xii) of the Order are not applicable.
- (xiii) In our opinion and according to the information and explanations given to us, all transactions with the related parties are in compliance with Sections 177 and 188 of Act, where applicable, and the requisite details have been disclosed in the financial statements, as required by the applicable Indian Accounting Standards.
- (xiv)(a) In our opinion and based on our examination, the Company has an internal audit system commensurate with the size and nature of its business.
- (b) We have considered, the internal audit reports for the year under audit, issued to the Company during the year and till date, in determining the nature, timing and extent of our audit procedures.
- (xv) In our opinion and according to the information and explanations given to us, the Company has not entered into any non-cash transactions with the directors or persons connected with them covered under Section 192 of the Act. Accordingly, provisions of clause 3(xv) of the Order are not applicable.
- (xvi) (a) In our opinion and according to the information and explanations given to us, the Company is not required to be registered under Section 45-IA of the Reserve Bank of India Act, 1934. Accordingly, provisions of clause (xvi)(a) of the Order are not applicable.
- (b) According to the information and explanations provided to us, the Company has not conducted any Non-Banking Financial or Housing Finance activities therefore the Company is not required to be registered under Section 45-IA of the Reserve Bank of India Act, 1934. Accordingly, provisions of clause 3(xvi)(b) of the Order are not applicable.
- (c) The Company is not a Core Investment Company (CIC) as defined in the regulations made by the Reserve Bank of India. Accordingly, provisions of clause 3(xvi)(c) of the Order are not applicable.
- (d) In our opinion, there is no core investment company within the Group (as defined in the Core Investment Companies (Reserve Bank) Directions, 2016). Accordingly, provisions of clause 3(xvi) (d) of the Order are not applicable.
- (xvii) Based on our examination of the books and records of the Company, the company has not incurred any cash losses in the financial year and in the immediately preceding financial year. Accordingly, provisions of clause 3(xvii) of the order are not applicable.
- (xviii) There has been no resignation of the statutory auditors during the year. Accordingly, provisions of clause 3 (xviii) of the Order are not applicable.
- (xix) According to the information and explanations given to us and on the basis of the financial ratios, ageing and expected dates of realization of financial assets and payment of financial liabilities, other information accompanying the financial statements, our knowledge of the Board of Directors and management plans and based on our examination of the evidence supporting the assumptions, nothing has come to our attention, which causes us to believe that any material uncertainty exists



as on the date of the audit report that Company is not capable of meeting its liabilities existing at the date of balance sheet as and when they fall due within a period of one year from the balance sheet date. We, however, state that this is not an assurance as to the future viability of the Company. We further state that our reporting is based on the facts up to the date of the audit report and we neither give any guarantee nor any assurance that all liabilities falling due within a period of one year from the balance sheet date, will get discharged by the Company as and when they fall due.

- (xx) In our opinion and according to the information and explanations given to us, the company has incurred expenditure under Corporate Social Responsibility as required by the provisions of Section 135 of the Act and there are no unspent amounts which are to be transferred pursuant to section 135(5) and 135(6) of the Act. Accordingly, provisions of Clause 3(xx)(a) & 3(xx)(b) are not applicable.
- (xxi) The company is a standalone company and therefore the provisions of clause 3 (xxi) of the Order are not applicable.

**For DINESH JAIN & ASSOCIATES
CHARTERED ACCOUNTANTS
Firm Regn. No: 004885N**

**(NEHA JAIN) FCA
PARTNER**

M.No.514725

UDIN: 23514725BGYONL7365

**Place : New Delhi
Dated: 03.05.2023**



Annexure – 'B' to the Independent Auditors' Report

Annexure referred to in our report of even date to the members of NTPC-SAIL Power Company Limited on the financial statements for the year ended 31st March 2023

DIRECTIONS OF COMPTROLLER AND AUDITOR GENERAL OF INDIA UNDER SECTION 143(5) OF THE COMPANIES ACT, 2013

S. No.	Directions	Reply	Impact on financial statement
1.	Whether the company has system in place to process all the accounting transactions through IT system? If yes, the implications of processing of accounting transactions outside IT system on the integrity of the accounts along with the financial implications, if any, may be stated.	As per the information and explanations given to us, the company has a system in place to process all the accounting transactions through IT System (SAP). Based on audit procedures carried out and as per the information and explanations given to us, no accounting transactions were processed outside IT system. Accordingly, there are no implications on the integrity of the accounts.	Nil
2.	Whether there is any restructuring of an existing loan or cases of waiver/write off of debts/loans/interest etc. made by a lender to the company due to the company's inability to repay the loan? If yes, the financial impact may be stated. Whether such cases are properly accounted for?	Based on audit procedures carried out and as per the information and explanations given to us, there are no cases of restructuring of an existing loan or waiver/write off of debts/loans/interest etc.	Nil
3.	Whether funds (grants/subsidy etc.) received/receivable for specific schemes from Central/State Government or its agencies were properly accounted for/utilized as per its term and conditions? List the cases of deviation.	Based on audit procedures carried out and as per the information and explanations given to us, no funds (grants/subsidy etc.) were received/ receivable for specific schemes from Central/ State Government or its agencies.	Nil

**For DINESH JAIN & ASSOCIATES
CHARTERED ACCOUNTANTS
Firm Regn. No: 004885N**

**(NEHA JAIN) FCA
PARTNER
M.No.514725
UDIN: 23514725BGYONL7365**

**Place : New Delhi
Dated: 03.05.2023**



Annexure – ‘C’ to the Independent Auditors’ Report

Annexure referred to in our report of even date to the members of NTPC-SAIL Power Company Limited on the financial statements for the year ended 31st March 2023

Report on the Internal Financial Controls under Clause (i) of Sub-section 3 of Section 143 of the Companies Act, 2013 (“the Act”)

We have audited the internal financial controls over financial reporting of NTPC-SAIL Power Company Limited (“the Company”) as of 31st March 2023 in conjunction with our audit of the financial statements of the Company for the year ended on that date.

Management’s Responsibility for Internal Financial Controls

The Company’s Management is responsible for establishing and maintaining internal financial controls based on the internal control over financial reporting criteria established by the Company considering the essential components of internal control stated in the Guidance Note on Audit of Internal Financial Controls over Financial Reporting issued by the Institute of Chartered Accountants of India (‘ICAI’). These responsibilities include the design, implementation and maintenance of adequate internal financial controls that were operating effectively for ensuring the orderly and efficient conduct of its business, including adherence to company’s policies, the safeguarding of its assets, the prevention and detection of frauds and errors, the accuracy and completeness of the accounting records, and the timely preparation of reliable financial information, as required under the Companies Act, 2013.

Auditors’ Responsibility

Our responsibility is to express an opinion on the Company’s internal financial controls over financial reporting based on our audit. We conducted our audit in accordance with the Guidance Note on Audit of Internal Financial Controls over Financial Reporting (the “Guidance Note”) and the Standards on Auditing, issued by ICAI and deemed to be prescribed under section 143(10) of the Companies Act, 2013, to the extent applicable to an audit of internal financial controls, both applicable to an audit of Internal Financial Controls and, both issued by the Institute of Chartered Accountants of India. Those Standards and the Guidance Note require that we comply with ethical requirements and plan and perform the audit to obtain reasonable assurance about whether adequate internal financial controls over financial reporting was established and maintained and if such controls operated effectively in all material respects.

Our audit involves performing procedures to obtain audit evidence about the adequacy of the internal financial controls system over financial reporting and their operating effectiveness. Our audit of internal financial controls over financial reporting included obtaining an understanding of internal financial controls over financial reporting, assessing the risk that a material weakness exists, and testing and evaluating the design and operating effectiveness of internal control based on the assessed risk. The procedures selected depend on the auditor’s judgment, including the assessment of the risks of material misstatement of the financial statements, whether due to fraud or error.

We believe that the audit evidence we have obtained is sufficient and appropriate to provide a basis for our audit opinion on the Company’s internal financial controls system over financial reporting.

Meaning of Internal Financial Controls with Reference to Financial Reporting

A company’s internal financial control over financial reporting is a process designed to provide reasonable assurance regarding the reliability of financial reporting and the preparation of financial statements for external purposes in accordance with generally accepted accounting principles. A company’s internal financial control over financial reporting includes those policies and procedures that (1) pertain to the maintenance of records that, in reasonable detail, accurately and fairly reflect the transactions and dispositions of the

assets of the company; (2) provide reasonable assurance that transactions are recorded as necessary to permit preparation of financial statements in accordance with generally accepted accounting principles, and that receipts and expenditures of the company are being made only in accordance with authorizations of management and directors of the company; and (3) provide reasonable assurance regarding prevention or timely detection of unauthorized acquisition, use, or disposition of the company's assets that could have material effect on the financial statements.

Inherent Limitations of Internal Financial Controls over Financial Reporting

Because of the inherent limitations of internal financial controls over financial reporting, including the possibility of collusion or improper management override of controls, material misstatements due to error or fraud may occur and not be detected. Also, projections of any evaluation of the internal financial controls over financial reporting to future periods are subject to the risk that the internal financial control over financial reporting may become inadequate because of changes in conditions, or that the degree of compliance with the policies or procedures may deteriorate.

Opinion

In our opinion, to the best of our information and according to the explanations given to us, the Company has, in all material respects, an adequate internal financial controls system over financial reporting and such internal financial controls over financial reporting were operating effectively as at 31st March 2023, based on the internal control over financial reporting criteria established by the Company considering the essential components of internal control stated in the Guidance Note on Audit of Internal Financial Controls Over Financial Reporting issued by the Institute of Chartered Accountants of India.

**For DINESH JAIN & ASSOCIATES
CHARTERED ACCOUNTANTS
Firm Regn. No: 004885N**

**(NEHA JAIN) FCA
PARTNER
M.No.514725
UDIN: 23514725BGYONL7365**

**Place : New Delhi
Dated: 03.05.2023**



सत्यमेव जयते

कार्यालय महानिदेशक लेखापरीक्षा (इस्पात), राँची
Office of the Director General of Audit (Steel),
Ranchi - 834002

सं. मुख्यालय-I/वार्षिक लेखा/NSPCL/47/2022-23/ 65

दिनांक: 22.06.2023

सेवा में,
अध्यक्ष
एन.टी.पी.सी.-सेल पावर कम्पनी लिमिटेड
चौथा तल्ला, एन.बी.सी.सी. टावर,
16, भीकाजी कामा प्लेस
नई दिल्ली-110066

विषय: 31 मार्च 2023 को समाप्त वर्ष के लिए एन.टी.पी.सी.-सेल पावर कम्पनी लिमिटेड के वित्तीय विवरणी पर कम्पनी अधिनियम, 2013 की धारा 143(6)(b) के तहत भारत के नियंत्रक एवं महालेखापरीक्षक की टिप्पणियाँ |

महोदय,

इस पत्र के साथ एन.टी.पी.सी.-सेल पावर कम्पनी लिमिटेड का वर्ष 31 मार्च 2023 को समाप्त वित्तीय विवरणी पर कम्पनी अधिनियम, 2013 की धारा 143(6)(b) के तहत भारत के नियंत्रक एवं महालेखापरीक्षक की टिप्पणियाँ संलग्न है |

I am to forward herewith the Comments of the Comptroller and Auditor General of India under Section 143(6)(b) of the Companies Act, 2013 on the accounts of NTPC-SAIL Power Company Limited for the year ended 31 March 2023.

इस पत्र की पावती की अभिस्वीकृति वांछित है |

The receipt of this letter may please be acknowledged.

अनुलग्नक: यथोपरि |

भवदीय,

AGM(A)
Congratulation to
SAIL team for
100th



(उदय शंकर प्रसाद)

महानिदेशक लेखापरीक्षा (इस्पात)
राँची

COMMENTS OF THE COMPTROLLER AND AUDITOR GENERAL OF INDIA UNDER SECTION 143(6)(b) OF THE COMPANIES ACT, 2013 ON THE FINANCIAL STATEMENTS OF NTPC-SAIL POWER COMPANY LIMITED FOR THE YEAR ENDED 31 MARCH 2023

The preparation of financial statements of NTPC-SAIL Power Company Limited for the year ended 31 March 2023 in accordance with the financial reporting framework prescribed under the Companies Act, 2013 (Act) is the responsibility of the management of the company. The Statutory Auditors appointed by the Comptroller and Auditor General of India under Section 139(5) of the Act are responsible for expressing opinion on the financial statements under Section 143 of the Act based on independent audit in accordance with the standards on auditing prescribed under Section 143(10) of the Act. This is stated to have been done by them vide their Audit Report dated 03 May 2023.

I, on behalf of the Comptroller and Auditor General of India, have conducted a supplementary audit of the financial statements of NTPC-SAIL Power Company Limited for the year ended 31 March 2023 under Section 143(6)(a) of the Act. This supplementary audit has been carried out independently without access to the working papers of the statutory auditors and is limited primarily to inquiries of the statutory auditors and company personnel and a selective examination of some of the accounting records.

On the basis of my supplementary audit nothing significant has come to my knowledge which would give rise to any comment upon or supplement to statutory auditors' report under Section 143(6)(b) of the Act.

**For and on behalf of the
Comptroller and Auditor General of India**



**(U.S. Prasad)
Director General of Audit (Steel)
Ranchi**

**Place: Ranchi
Date: 22.06.2023**


**NTPC-SAIL POWER COMPANY LTD
BALANCE SHEET AS AT**

₹ in Lakhs

PARTICULARS	NOTE NO.	31.03.2023	31.03.2022
ASSETS			
Non-current assets			
Property, plant and equipment	2	104907.93	107966.84
Capital work in progress	3	53324.70	99838.79
Intangible assets	4	10.53	6.84
Intangible assets under development	5	-	-
Financial assets			
Investments	6	-	5000.00
Trade Receivables	7	-	-
Loans	8	2203.53	2108.41
Other financial assets	9	276462.35	219414.90
Deferred tax Assets (Net)	10	18626.51	17829.14
Other non-current assets	11	6594.92	8532.39
Total non-current assets		462130.47	460697.31
Current Assets			
Inventories	12	24723.25	17467.53
Financial assets			
Investments	13	-	26.46
Trade receivables	14	34795.03	29736.32
Cash and cash equivalents	15	3279.68	4507.14
Bank balances other than cash and cash equivalents	16	107.44	62.06
Loans	17	817.19	745.01
Other financial assets	18	14892.44	9771.98
Current Tax Assets (Net)	19	-	-
Other current assets	20	16885.22	15457.38
Total current assets		95500.25	77773.88
TOTAL ASSETS		557630.72	538471.19
EQUITY & LIABILITIES			
EQUITY			
Equity Share capital	21	98050.01	98050.01
Other equity	22	189770.52	207671.13
Total equity		287820.53	305721.14
LIABILITIES			
Non-current liabilities			
Financial liabilities			
Borrowings	23	113213.16	84500.14
Lease Liabilities	24	1959.48	2027.60
Trade payables	25	-	-
(A) total outstanding dues of micro enterprises and small enterprises; and		-	-
(B) total outstanding dues of creditors other than micro enterprises and small enterprises.		-	-
Other financial liabilities	26	120.66	70.67
Provisions	27	619.72	606.96
Deferred tax liabilities (Net)	28	-	-
Other non-current liabilities	29	-	-
Total non-current liabilities		115913.02	87205.37

PARTICULARS	NOTE NO.	31.03.2023	31.03.2022
Current liabilities			
Financial liabilities			
Borrowings	30	77678.21	70623.66
Lease Liabilities	31	68.12	62.34
Trade payables	32		
(A) total outstanding dues of micro enterprises and small enterprises; and		1792.78	1371.40
(B) total outstanding dues of creditors other than micro enterprises and small enterprises.		20162.32	8937.35
Other financial liabilities	33	35885.41	48542.26
Other current liabilities	34	13371.38	6275.39
Provisions	35	4938.95	9732.28
Current tax liabilities (net)	36	-	-
Total current liabilities		153897.17	145544.68
TOTAL EQUITY AND LIABILITIES		557630.72	538471.19
Payables- micro and small enterprises	37	3241.01	2019.09
Contingent Liability	38	28389.67	30765.08
Significant accounting policies	1		

The accompanying notes 1 to 72 form an integral part of these financial statements.

(Shagun Bajpai)
Company Secretary

(Rajiv Srivastava)
Chief Finance Officer

(Basuraj Goswami)
Chief Executive Officer

(Dr.A.K.Panda)
Director

(D.K.Patel)
Chairman

As per our report of even date
For **Dinesh Jain & Associates**
Chartered Accountants
FRN No.004885N

(Neha Jain)

Partner

Membership No.514725

Place : New Delhi
Date : 03.05.2023


**NTPC-SAIL POWER COMPANY LTD
STATEMENT OF PROFIT AND LOSS**

₹ in Lakhs

PARTICULARS	NOTE NO.	For the year ended 31.03.2023	For the year ended 31.03.2022
Income			
Revenue from operations	39	363866.52	293835.90
Other income	40	6907.49	1698.42
Total Income		370774.01	295534.32
Expenses			
Fuel cost	41	214705.10	177537.95
Employee benefits expense	42	21375.39	15434.27
Finance costs	43	9904.67	909.80
Depreciation, amortization and impairment expense	44	7604.54	13870.78
Other expenses	45	62225.99	50678.83
Total expenses		315815.69	258431.63
Profit before tax		54958.32	37102.69
Tax expense			
Current tax			
Current year		8711.92	6651.40
Earlier years		-	-
Deferred tax (asset)/liability		4413.53	776.58
Less : MAT credit available		(5200.33)	(6124.88)
Total tax expense		7925.12	1303.10
Profit for the year		47033.20	35799.59
Other comprehensive income			
Items that will not be reclassified to profit or loss (net of tax)			
Net actuarial (gains) / losses on defined benefit plans		(66.21)	3.61
Other comprehensive (income) / Expenses for the year, net of tax		(66.21)	3.61
Total comprehensive income for the year		47099.41	35795.98
Expenditure during construction period (net)	46	3907.21	16066.20
Earnings per equity share (Par value ₹ 10/- each)			
Basic & Diluted (₹)		4.80	3.65
Significant accounting policies	1		

The accompanying notes 1 to 72 form an integral part of these financial statements.

(Shagun Bajpai)
Company Secretary

(Rajiv Srivastava)
Chief Finance Officer

(Basuraj Goswami)
Chief Executive Officer

(Dr.A.K.Panda)
Director

(D.K.Patel)
Chairman

As per our report of even date
For **Dinesh Jain & Associates**
Chartered Accountants
FRN No.004885N

(Neha Jain)

Partner

Membership No.514725

Place : New Delhi
Date : 03.05.2023

**NTPC-SAIL POWER COMPANY LTD
STATEMENT OF CASH FLOWS**

₹ in Lakhs

Particulars	For the year ended 31.03.2023		For the year ended 31.03.2022	
A. CASH FLOW FROM OPERATING ACTIVITIES				
Profit before tax		54,958.31		37,102.69
Adjustment for:				
Depreciation & Amortisation	7,948.73		14,527.73	
Other Comprehensive Income	66.21		(3.61)	
Provision for Tariff Adjustment	-		892.67	
Provision - Others/ Stores	7.08		13.81	
Provision Written Back	(5,072.43)		(0.00)	
Fly Ash Utilisation Fund (Net)	-		-	
Interest Income on term deposits/investments	(291.32)		(567.98)	
Finance Costs	9,904.67		909.80	
Profit on de-recognition of property, plant & equipment/Intangible assets	(75.63)		(1.05)	
Loss on de-recognition of property, plant & equipment/Intangible assets	293.21		1,088.94	
Income on Investments	(3.23)	12,777.30	(161.80)	16,698.51
Operating profit before working capital changes		67,735.61		53,801.20
Adjustment for:				
Trade Receivables	1,270.92		771.60	
Inventories	(7,246.78)		1,539.47	
Trade payables / Provisions, other financial liabilities and other liabilities	16,618.82		2,211.96	
Loans, other financial assets and other assets	(79,288.22)	(68,645.26)	(1,94,336.91)	(1,89,813.87)
Cash generated from operations		(909.65)		(1,36,012.67)
Direct Taxes Refund/ (Paid) (Net)		(8,018.83)		(7,350.05)
Net cash from operating activities - A		(8,928.48)		(1,43,362.73)
B. CASH FLOW FROM INVESTING ACTIVITIES				
Interest Income on term deposits/investments	450.82		427.41	
Disposal of property, plant & equipment/Intangible assets	75.63		1.05	
Loss on de-recognition of property, plant & equipment/Intangible assets	-		(1,088.94)	
Bank Balance Other Than Cash & Cash Equivalents	(45.38)		10,120.83	
Sale/(Purchase) of Investment	5,029.69		(4,864.66)	
Purchase of Property, Plant & Equipment/Intangible assets	(5,186.73)		(2,630.32)	
(Inc)/Dec in CWIP	46,514.09	46,838.12	1,55,157.28	1,57,122.65
Net cash used in Investing activities - B		46,838.12		1,57,122.65



NTPC-SAIL POWER COMPANY LTD STATEMENT OF CASH FLOWS

₹ in Lakhs

Particulars	For the year ended 31.03.2023		For the year ended 31.03.2022	
C. CASH FLOW FROM FINANCING ACTIVITIES				
Proceeds from borrowing	1,27,154.39		18,942.47	
Repayment of borrowings	(91,386.81)		(15,622.41)	
Interest paid	(9,904.67)		(909.80)	
Dividend paid	(65,000.00)		(20,000.00)	
Tax on dividend	-	(39,137.09)	-	(17,589.73)
Net cash used in financing activities - C		(39,137.09)		(17,589.73)
Net increase / (decrease) in cash and cash equivalents (A+B+C)		(1,227.46)		(3,829.81)
Cash and cash equivalents at beginning of the year		4,507.14		8,336.95
Cash and cash equivalents at end of the year		3,279.68		4,507.14
Net cash increase / (decrease)		(1,227.46)		(3,829.81)

Note:

- Cash and cash equivalents consist of cheques in hand, balance with banks and deposits with original maturity of upto three months.
- Refer Note No.15 for Cash and cash equivalents .
- Refer Note no. 56 (b) for details of undrawn borrowing facilities that may be available for future operating activities and to settle capital commitments.
- Reconciliation between opening and closing balances in the balance sheet for liabilities arising from financing activities:

Particulars	Long-term borrowings *	Short-term borrowings	Interest on borrowings
Opening balance as at 1 April 2022	1,50,123.79	5,000.00	2,791.89
Loan draws/interest accrued during the year (in cash)	47,154.39	80,000.00	11,766.22
Loan repayments/interest payment during the year (in cash)	66,400.17	25,000.00	13,823.63
Changes due to variation in exchange rate (non-cash)	-	-	-
Changes due to amortisation of transaction costs on borrowings (non-cash)	13.36	-	-
Closing balance as at 31 March 2023	1,30,891.37	60,000.00	734.48

*Includes current maturities of non-current borrowings, refer Note 30

(Shagun Bajpai)
Company Secretary

(Rajiv Srivastava)
Chief Finance Officer

(Basuraj Goswami)
Chief Executive Officer

(Dr.A.K.Panda)
Director

(D.K.Patel)
Chairman

As per our report of even date
For **Dinesh Jain & Associates**
Chartered Accountants
FRN No.004885N

(Neha Jain)
Partner

Membership No.514725

Place : New Delhi
Date : 03.05.2023

**NTPC-SAIL POWER COMPANY LTD
STATEMENT OF CHANGES IN EQUITY FOR THE YEAR ENDED 31 MARCH 2023**

**(A) Equity Share Capital
(1) For the year ended 31 Mar, 2023**

	₹ in Lakhs		
Balance as at 1 April 2022	Changes in Equity Share Capital due to prior period errors	Restated balance at the beginning of the current period	Balance as at 31st Mar 2023
98,050.01	-		98,050.01

(2) For the year ended 31 Mar, 2022

	₹ in Lakhs		
Balance as at 1 April 2021	Changes in Equity Share Capital due to prior period errors	Restated balance at the beginning of the current period	Balance as at 31st Mar 2022
98,050.01	-		98,050.01

(B) Other Equity

(1) For the year ended 31 Mar, 2023

Particulars	Reserves & Surplus						Items of other comprehensive income		Total	
	i) Capital reserve	ii) Securities premium	iii) Bonds/ Debentures redemption reserve	iv) Fly ash utilisation reserve fund	v) Corporate social responsibility (CSR) reserve	vi) General reserve	vii) Retained Earnings	viii) Remeasurement of defined benefit plans		ix) Equity Instruments through Other Comprehensive Income
Balance as at 1 April 2022	-	-	12,500.00	-	-	2,630.98	1,93,434.45	(894.30)	-	2,07,671.13
Profit for the year	-	-	-	-	-	-	47,033.20	-	-	47,033.20
Other comprehensive Income	-	-	-	-	-	-	-	66.21	-	66.21
Total Comprehensive Income	-	-	12,500.00	-	-	2,630.98	2,40,467.65	(828.11)	-	2,54,770.52
Transfer to fly ash utilisation reserve	-	-	-	-	-	-	12,500.00	-	-	-
Transfer from bonds/debentures redemption reserve	-	-	(12,500.00)	-	-	-	-	-	-	-
Transfer from CSR reserve	-	-	-	-	-	-	-	-	-	-
Transfer to bonds/debentures redemption reserve	-	-	-	-	-	-	-	-	-	-
Transfer to CSR reserve	-	-	-	-	-	-	-	-	-	-
Transfer to general reserve	-	-	-	-	-	-	-	-	-	-
Interim Dividend (FY 2022-23)	-	-	-	-	-	-	(65,000.00)	-	-	(65,000.00)
Final Dividends	-	-	-	-	-	-	-	-	-	-
Balance as at 31st Mar 2023	-	-	-	-	-	2,630.98	1,87,967.65	(828.11)	-	1,89,770.52



(2) For the year ended 31 Mar, 2022

₹ in Lakhs

Particulars	Reserves & Surplus					Items of other comprehensive income			Total	
	i) Capital reserve	ii) Securities premium	iii) Bonds/Debtentures redemption reserve	iv) Fly ash utilisation reserve fund	v) Corporate social responsibility (CSR) reserve	vi) General reserve	vii) Retained Earnings	viii) Remeasurement of defined benefit plans		ix) Equity Instruments through Other Comprehensive Income
Balance as at 1 April 2021	-	-	12,500.00	-	9.13	2,630.98	1,77,625.73	(890.69)	-	1,91,875.15
Profit for the year	-	-	-	-	-	-	35,799.59	-	-	35,799.59
Other comprehensive Income	-	-	-	-	-	-	-	(3.61)	-	(3.61)
Total Comprehensive Income	-	-	12,500.00	-	9.13	2,630.98	2,13,425.32	(894.30)	-	2,27,671.13
Transfer to fly ash utilisation reserve	-	-	-	-	-	-	-	-	-	-
Transfer from bonds/debtentures redemption reserve	-	-	-	-	-	-	-	-	-	-
Transfer from CSR reserve	-	-	-	-	-	-	-	-	-	-
Transfer to bonds/debtentures redemption reserve	-	-	-	-	-	-	-	-	-	-
Transfer to CSR reserve	-	-	-	-	-	-	-	-	-	-
Transfer to general reserve	-	-	-	-	(9.13)	-	9.13	-	-	-
Interim Dividend (FY 2021-22)	-	-	-	-	-	-	(15,000.00)	-	-	(15,000.00)
Final Dividends (FY 2020-21)	-	-	-	-	-	-	(5,000.00)	-	-	(5,000.00)
Balance as at 31st Mar 2022	-	-	12,500.00	-	-	2,630.98	1,93,434.45	(894.30)	-	2,07,671.13

(C) a) In accordance with applicable provisions of the Companies Act, 2013 read with Rules, the Company had created bonds/Debtenture Redemption Reserve (DRR) out of profits of the Company @ 25% of the value of bonds/debtentures, for the purpose of redemption of bonds/debtentures. 7.72% Secure, Non-Convertible, redeemable fully paid up Bonds(Series 1/2017) has been redeemed on due date i.e. 11th July 2022 and the DRR has been transferred to Retained Earnings.

b) Pursuant to gazette notification dated 3rd November 2009, issued by the Ministry of Environment and Forest (MOEF), Government of India (GOI), the amount collected from sale of fly ash and fly ash based products should be kept in a separate account head and shall be utilized only for the development of infrastructure or facility, promotion & facilitation activities for use of fly ash until 100 percent fly ash utilization level is achieved.

c) During the year, proceeds of ₹ 301.72 lakhs (FY 21-22: ₹ 248.92 lakhs) from sale of ash/ash products Note 39: ₹ 301.72 lakhs (Note 39- FY 21-22: ₹ 248.92 lakhs) and Interest Income from Fly Ash fund Note 40: ₹ Nil (Note 40-FY 21-22: ₹ Nil), has been transferred to fly ash utilisation reserve fund. Total amount of Note 45: ₹ 278.81 lakhs and Note 2: ₹ 22.91 lakhs is utilized during year (Note 45: FY 2021-22: ₹ 248.92 lakhs) from the fly ash utilisation reserve fund on expenses incurred for activities as specified in the aforesaid notification of MOEF.

d) In terms of Section 135 of the Companies Act, 2013 read with guidelines on corporate social responsibility issued by Department of Public Enterprises (DPE), GOI, the Company is required to spend, in every financial year, at least two per cent of the average net profits of the Company made during the three immediately preceding financial years in accordance with its CSR Policy. During the year the Company has spent an amount of ₹ 749.15 lakhs (Refer Note 64 for details) (FY 2021-22: ₹ 786.33 lakhs).

e) General reserves are the retained earnings of company which are kept aside out of company's profits to meet future (known or unknown) obligations.

f) Retained earnings are the cumulative profit of Company after accounting for dividends.

g) Other Comprehensive Income (OCI) is excluded from net income, because the transactions are unusual and are not generated through a company's normal business operations. In addition to investment and pension plan gains and losses, OCI includes hedging transactions a company performs to limit losses.

(Shagun Bajpai)
Company Secretary

(Rajiv Srivastava)
Chief Finance Officer

(Basuraj Goswami)
Chief Executive Officer

(Dr.A.K.Panda)
Director

(D.K.Patel)
Chairman

As per our report of even date
For **Dinesh Jain & Associates**
Chartered Accountants
FRN No.004885N

(Neha Jain)
Partner

Membership No.514725

Place : New Delhi
Date : 03.05.2023

Note 1. Company Information and Significant Accounting Policies

A. Reporting Entity

NTPC-SAIL Power Company Ltd (the "Company") is a Company domiciled in India and limited by shares (CIN: U74899DL1999PLC098274). The Company is a joint venture Company of NTPC & SAIL as 50% each of paid up share capital is held by NTPC & SAIL. The address of the Company's registered office is 4th Floor, NBCC Tower, 15 Bhikaiji Cama Place, New Delhi -110066. The Company is primarily involved in the generation and sale of power to SAIL and State Power Utilities.

B. Basis of preparation

1. Statement of Compliance

These financial statements are prepared on going concern basis following accrual system of accounting and comply with Indian Accounting Standards (Ind AS) prescribed under Section 133 of the Companies Act, 2013 read with the Companies (Indian Accounting Standards) Rules, 2015 as amended, and other relevant provisions of the Companies Act, 2013 (to the extent notified and applicable) and the provisions of the Electricity Act, 2003 to the extent applicable.

These financial statements were approved for issue by Board of Directors on. 03.05.2023.

2. Basis of measurement

The financial statements have been prepared on the historical cost basis except for:

- Certain financial assets and liabilities that are measured at fair value (refer serial no.22 of accounting policy regarding financial instruments).
- Plan assets in the case of employees defined benefit plans that are measured at fair value.

The methods used to measure fair values are discussed in notes to the financial statements.

Historical cost is the amount of cash or cash equivalents paid or the fair value of the consideration given to acquire assets at the time of their acquisition or the amount of proceeds received in exchange for the obligation, or at the amounts of cash or cash equivalents expected to be paid to satisfy the liability in the normal course of business. Fair value is the price that would be received to sell an asset or paid to transfer a liability in an orderly transaction between market participants at the measurement date.

3. Functional and presentation currency

These financial statements are presented in Indian Rupees (₹), which is the Company's functional currency. All financial information presented in (₹) has been rounded to the nearest lakhs (upto two decimals), except as stated otherwise.

4. Current and Non-current classification

The Company presents assets and liabilities in the balance sheet based on current / non-current classification.

An asset is classified as current when it is:

- Expected to be realized or intended to be sold or consumed in normal operating cycle;
- Held primarily for the purpose of trading;
- Expected to be realized within twelve months after the reporting period; or
- Cash or cash equivalent unless restricted from being exchanged or used to settle a liability for at least twelve months after the reporting period.

All other assets are classified as non-current.

**A liability is classified as current when:**

- It is expected to be settled in normal operating cycle;
- It is held primarily for the purpose of trading;
- It is due to be settled within twelve months after the reporting period; or
- There is no unconditional right to defer settlement of the liability for at least twelve months after the reporting period.

All other liabilities are classified as non-current.

Capital Advances are classified as non-current.

Deferred tax assets / liabilities are classified as non-current.

C. Significant Accounting Policies

A summary of the significant accounting policies applied in the preparation of the financial statements are as given below. These accounting policies have been applied consistently to all periods presented in the financial statements.

The Company has elected to utilize the option under Ind AS 101-'First time adoption of Indian Accounting Standards' by not applying the provisions of Ind AS 16-'Property, plant and equipment' & Ind AS 38-'Intangible assets' retrospectively and continue to use the previous GAAP carrying amount as a deemed cost under Ind AS at the date of transition to Ind AS i.e 1 April 2015. Therefore, the carrying amount of property, plant and equipment and intangible assets as per the previous GAAP as at 1st April 2015, i.e., the Company's date of transition to Ind AS, were maintained on transition to Ind AS.

1. Property, plant and equipment**1.1. Initial recognition and measurement**

An item of property, plant and equipment is recognized as an asset if and only if it is probable that future economic benefits associated with the item will flow to the company and the cost of the item can be measured reliably.

Items of property, plant and equipment are initially recognized at cost. Subsequent measurement is done at cost less accumulated depreciation/amortization and accumulated impairment losses. Cost comprises expenditure that is directly attributable to bringing the asset to the location and condition necessary for it to be capable of operating in the manner intended by management.

When parts of an item of property, plant and equipment that are significant in value and have different useful lives as compared to the main asset, they are recognized separately.

Deposits, payments/liabilities made provisionally towards compensation, rehabilitation and other expenses relating to land in possession are treated as cost of land.

In the case of assets put to use, where final settlement of bills with contractors is yet to be effected, capitalization is done on provisional basis subject to necessary adjustment in the year of final settlement.

Assets and systems common to more than one generating unit are capitalized on the basis of engineering estimates/assessments.

Expenditure on major inspection and overhauls of production plant for Bhilai PP-III, is capitalized, when it meets the asset recognition criteria. Any remaining carrying amount of the cost of the previous inspection and overhaul is derecognized.

Items of spare parts, stand-by equipment and servicing equipment which meet the definition of property, plant and equipment are capitalized. Other spare parts are carried as inventory and recognized in the Statement of Profit and loss on consumption.

The acquisition or construction of some items of property, plant and equipment although not directly increasing the future economic benefits of any particular existing item of property, plant and equipment, may be necessary for the Company to obtain future economic benefits from its other assets. Such items are recognized as property, plant and equipment.

1.2. Subsequent Cost

Subsequent expenditure is recognized in the carrying amount of the asset when it is probable that future economic benefits deriving from the cost incurred will flow to the enterprise and the cost of the item can be measured reliably.

The cost of replacing major part of an item of property, plant and equipment is recognized in the carrying amount of the item if it is probable that the future economic benefits embodied within the part will flow to the Company and its cost can be measured reliably. The carrying amount of the replaced part is derecognized regardless of whether the replaced part has been depreciated separately. The costs of the day-to-day servicing of property, plant and equipment are recognized in Statement profit or loss as and when incurred.

1.3. Decommissioning costs

The present value of the expected cost for the decommissioning of the asset after its use is included in the cost of the respective asset if the recognition criteria for a provision are met.

1.4. De-recognition

Property, plant and equipment is derecognized when no future economic benefits are expected from their use or upon their disposal. Gains and losses on de-recognition of an item of property, plant and equipment are determined by comparing the proceeds from disposal, if any, with the carrying amount of property, plant and equipment, and are recognized in the statement of profit or loss.

1.5. Depreciation/Amortisation

Depreciation:

Depreciation is recognized in Statement of Profit and Loss on a straight-line basis over the estimated useful life of each part of an item of property, plant and equipment. Leased assets are depreciated over the shorter of the lease term or their useful lives unless it is reasonably certain that the Company will obtain ownership by the end of the lease term.

Depreciation on the assets of the generation of electricity business in respect of CERC Regulated plants covered under part B of Schedule II of the Companies Act, 2013 is charged on straight line method following the rates and methodology notified by the CERC Tariff Regulations. The Bhilai Expansion Power Project (PP-III) located at Bhilai is the only CERC Regulated plant.

Depreciation in case of Rourkela PP II Expansion and Durgapur PP III is charged on straight line method following the rates and methodology notified by the CERC Tariff Regulations which is in line with PPA with SAIL.

Depreciation on other assets (Including PP-II – Bhilai, Durgapur & Rourkela) is charged on straight line method following the useful life specified in Schedule II of the Companies Act, 2013, and the depreciation is provided at a rate such that 95% of the gross block is depreciated over the residual life of those assets.

Depreciation on the following assets is provided on their estimated useful lives, which are different from the useful lives as prescribed under Schedule II to the Companies Act, 2013, ascertained on the basis of technical evaluation:



a) Kutcha Roads	2 years
b) Enabling works	
- residential buildings	15 years
- internal electrification of residential buildings	10 years
- non-residential buildings including their internal electrification, water supply, sewerage & drainage works, railway sidings, aerodromes, helipads and airstrips.	5 years
c) Personal Computers & Laptops including peripherals	3 years
d) Photocopiers, fax machines, water coolers and refrigerators	5 years
e) Temporary erections including wooden structures	1 year
f) Telephone exchange	15 years
g) Wireless systems, VSAT equipment's, display devices viz. projectors, screens, CCTV, audio video conferencing systems and other similar communication equipment	6 years
h) Energy saving electrical appliances and fittings	2-7 years
i) Porta-cabins not in the nature of temporary structures made of mild steel, pressed steel sections and roofed with MS steel sheets, internally insulated with concealed electrifications for air conditioners and lighting fixtures	5 years
j) Hospital Equipment	5-10 years
k) Furniture and Fixture	5-15 years

Assets costing up to ₹ 5,000/- are fully depreciated in the year of acquisition.

Major overhaul and inspection costs which have been capitalized is depreciated over the period until the next scheduled outage or actual major inspection/overhaul, whichever is earlier.

Depreciation on additions to/deductions from property, plant & equipment during the year is charged on pro-rata basis from/up to the month in which the asset is available for use/disposal.

Where the cost of depreciable assets has undergone a change during the year due to increase/decrease in long term liabilities on account of exchange fluctuation, price adjustment, change in duties or similar factors, the unamortized balance of such asset is charged off prospectively over the remaining useful life determined following the applicable accounting policies relating to depreciation/amortization.

Where it is probable that future economic benefits deriving from the expenditure incurred will flow to the Company and the cost of the item can be measured reliably, subsequent expenditure on a property, plant and equipment along-with its unamortized depreciable amount is charged off prospectively over the revised useful life determined by technical assessment.

In circumstances, where a property is abandoned, the cumulative capitalized costs relating to the property are written off in the same period.

Amortization of lease hold lands and buildings:-

- In case of Bhilai Expansion Power Project (PP-III), leasehold land and buildings relating to generation of electricity business are fully amortized over lease period or life of the related plant, whichever is lower, following the rates and methodology notified by CERC Tariff Regulations unless it is reasonably certain that the Company will obtain ownership by the end of the lease term.
- In case of other leasehold land and buildings, relating to generation of electricity business are fully amortized over lease period or life of the related plant whichever is lower unless it is reasonably certain that the Company will obtain ownership by the end of the lease term.
- Leasehold land acquired on perpetual lease is not amortized.

In case of the CPP-II (including Durgapur PP-III)/ Bhilai PP-III capital spares whose residual life has been determined on the basis of technical assessment, the depreciation is provided at a rate such that

90% in case of Bhilai PP-III, Durgapur PP-III & Rourkela PP-II Expansion and 95% in case of PP-II (Bhilai, Durgapur & Rourkela) of the capital spares is depreciated over the residual life of those capital spares.

Depreciation in case of PP-II units (including Durgapur PP-III) is provided only for purpose of billing, however consequent to recognition of finance lease recoverable for PP-IIIs (including Durgapur PP-III) assets, depreciation has no impact on Accounts.

During construction stage of project, depreciation on assets capitalized are first charged to statement of profit & loss, then it is capitalized as Expenditure During Construction (EDC).

2. Capital work-in-progress

Cost incurred for property, plant and equipment that are not ready for their intended use as on the reporting date, is classified under capital work-in-progress.

The cost of self-constructed assets includes the cost of materials and direct labour, any other costs directly attributable to bringing the assets to the location and condition necessary for it to be capable of operating in the manner intended by management and borrowing costs attributable to the acquisition or construction of qualifying asset.

Expenses directly attributable to construction of property, plant and equipment incurred till they are ready for their intended use are identified and allocated on a systematic basis to the cost of related assets.

Deposit works/cost plus contracts are accounted for on the basis of statements of account received from the contractors.

Unsettled liabilities for price variation/exchange rate variation in case of contracts are accounted for on estimated basis as per terms of the contracts.

3. Intangible assets and intangible assets under development

3.1 Initial recognition and measurement

An intangible asset is recognized if and only if it is probable that the expected future economic benefits associated that are attributable to the asset will flow to the company and the cost of the asset can be measured reliably.

Intangible assets that are acquired by the Company, which have finite useful lives, are recognized at cost. Subsequent measurement is done at cost less accumulated amortization and accumulated impairment losses. Cost comprises purchase price including any directly attributable incidental expenses necessary to make the assets ready for its intended use.

Expenditure on development activities is capitalized only if the expenditure can be measured reliably, the product or process is technically and commercially feasible, future economic benefits are probable and the Company intends to and has sufficient resources to complete development and to use or sell the asset.

Expenditure incurred which are eligible for capitalization under intangible assets are carried as intangible assets under development till they are ready for their intended use.

3.2 Subsequent costs:

Subsequent expenditure is recognized as an increase in the carrying amount of the asset when it is probable that future economic benefits deriving from the cost incurred will flow to the enterprise and the cost of the item can be measured reliably.



3.3 De-recognition

An intangible asset is derecognized when no future economic benefits are expected from their use or upon their disposal. Gains or losses on de-recognition of an item of intangible assets are determined by comparing the proceeds from disposal, if any with the carrying amount of intangible assets and are recognized in the statement of profit and loss.

3.4 Amortization

Cost of software recognized as intangible asset, is amortized on straight line method over a period of legal right to use or 3 years, whichever is less. Other intangible assets are amortized on straight line method over the period of legal right to use or life of related plant, whichever is less.

4. Regulatory deferral account balances

Expense/income recognized in the Statement of Profit & Loss to the extent recoverable from or payable to the beneficiaries in subsequent periods as per Central Electricity Regulatory Commission (the CERC) Tariff Regulations are recognized as 'Regulatory deferral account balances'.

Regulatory deferral account balances are adjusted from the year in which the same become recoverable from or payable to the beneficiaries.

Regulatory deferral account balances are evaluated at each balance sheet date to ensure that the underlying activities meet the recognition criteria and it is probable that future economic benefits/expenses associated with such balances will flow to the entity. If these criteria are not met, the regulatory deferral account balances are derecognized.

5. Fly ash utilisation reserve fund

Proceeds from sale of ash/ash products along-with income on investment of such proceeds are transferred to 'Fly ash utilization reserve fund' in terms of provisions of gazette notification dated 3 November 2009 issued by Ministry of Environment and Forests, Government of India. The fund is utilized towards expenditure on development of infrastructure/facilities, promotion & facilitation activities for use of fly ash.

6. Borrowing costs

Borrowing costs consist of (a) interest expense calculated using the effective interest method as described in Ind AS 109- 'Financial Instruments' (b) interest expense on lease liability recognized in accordance with Ind AS 116 - 'Leases' and (c) exchange differences arising from foreign currency borrowings to the extent that they are regarded as an adjustment to interest costs.

Borrowing costs that are directly attributable to the acquisition, construction, or erection of qualifying assets are capitalized as part of cost of such asset until such time the assets are substantially ready for their intended use. Qualifying assets are assets which necessarily take a substantial period of time to get ready for their intended use or sale.

When the company borrows funds specifically for the purpose of obtaining a qualifying asset, the borrowing costs incurred are capitalized. When company borrows funds generally and uses them for the purpose of obtaining a qualifying asset, the capitalization of the borrowing costs is computed based on the weighted average cost of general borrowings that are outstanding during the period and used for the acquisition, construction or erection of the qualifying asset.

Income earned on temporary investment out of the borrowings pending their expenditure on the qualifying assets is deducted from the borrowing costs eligible for capitalization.

Capitalization of borrowing costs ceases when substantially all the activities necessary to prepare the qualifying assets for their intended uses are complete.

All other borrowing costs are recognized as an expense in the year in which they are incurred.

7. Inventories

Inventories are valued at the lower of cost and net realizable value. Cost includes cost of purchase, cost of conversion and other costs incurred in bringing the inventories to their present location and condition. Cost is determined on weighted average basis. Costs of purchased inventory are determined after deducting rebates and discounts. Net realizable value is the estimated selling price in the ordinary course of business, less estimated costs of completion and the estimated costs necessary to make the sale.

The diminution in the value of obsolete, unserviceable, surplus and non-moving items of stores & spares is ascertained on review and provided for.

Steel Scrap is valued at estimated realizable value.

8. Cash and cash equivalents

Cash and cash equivalents in the balance sheet comprises of cash at banks, cash on hand and short-term deposits with an original maturity of three months or less, that are readily convertible to known amount of cash and which are subject to an insignificant risk of changes in value.

9. Foreign currency transactions and translation

Transactions in foreign currencies are initially recorded at the functional currency spot exchange rates at the date the transaction first qualifies for recognition.

Monetary assets and liabilities denominated in foreign currencies are translated at the functional currency spot rates of exchange at the reporting date. Exchange differences arising on settlement or translation of monetary items are recognized in the statement of profit or loss in the year in which it arises with the exception that exchange differences on long term monetary items related to acquisition of property, plant & equipment recognized upto 31 March 2016 are adjusted to the carrying cost of property, plant & equipment.

Non-monetary items denominated in foreign currency which are measured in terms of historical cost are recorded using the exchange rate at the date of the transaction. In case of advance consideration received or paid in a foreign currency, the date of transaction for the purpose of determining the exchange rate to use on initial recognition of the related asset, expense or income (or part of it), is when the Company initially recognizes the non-monetary asset or non-monetary liability arising from the payment or receipt of advance consideration.

10. Revenue

Company's revenues arise from sale of energy and other income. Revenue from other income comprises interest from banks, employees, contractors etc., dividend from mutual fund investments, surcharge received from beneficiaries for delayed payments, sale of scrap, other miscellaneous income, etc.

10.1 Revenue from sale of energy

The majority of the Company's operations in India are regulated under the Electricity Act, 2003 and PPA with SAIL.

Revenue earned from the generation and sale of electricity is regulated as below:

- In respect of supply by Captive Power Plants (CPP-IIIs including Durgapur PP III) - Based on Power Purchase Agreement with SAIL
- In respect of Bhilai Expansion Power Project (PP-III) - Based on tariff rates prescribed by the Central Electricity Regulatory Commission (CERC)



Tariff is based on the capital cost incurred for a specific power plant and primarily comprises of two components: capacity charge i.e. a fixed charge, that includes Return on Equity, Incentive, depreciation, Interest on loan, Interest on working capital and operating and maintenance expenses and energy charge i.e. a variable charge primarily based on fuel costs.

Revenue is measured based on the consideration that is specified in a contract with a customer or is expected to be received in exchange for the products or services and excludes amounts collected on behalf of third parties. The Company recognizes revenue when (or as) it transfers control over the products or services to a customer.

In respect of Bhilai Expansion Power Project (PP-III), revenue from sale of energy is accounted for based on tariff rates approved by the CERC (except items indicated as provisional) as modified by the orders of Appellate Tribunal for Electricity to the extent applicable. In case of power stations where the tariff rates are yet to be approved/items indicated provisional by the CERC in their orders, provisional rates are adopted considering the applicable CERC Tariff Regulations. Revenue from sale of energy is recognized once the electricity has been delivered to the beneficiary and is measured through a regular review of usage meters. Beneficiaries are billed on a periodic and regular basis. As at each reporting date, revenue from sale of energy includes an accrual for sales delivered to beneficiaries but not yet billed i.e. unbilled revenue.

The incentives/disincentives are accounted for based on the norms notified/approved by the CERC as per principles enunciated in Ind AS 115. In cases of power stations where the same have not been notified/approved, incentives/disincentives are accounted for on provisional basis.

Rebates allowed to beneficiaries as early payment incentives are deducted from the amount of revenue.

In respect of supply by Captive Power Plants (CPP-IIs including Durgapur PP III) revenue from sale of energy is based on Power Purchase Agreement with SAIL. Customer are billed on a periodic and regular basis. As at each reporting date, energy revenue includes an accrual for sales delivered to customers but not yet billed i.e. unbilled revenue.

10.2 Other Income

Interest income is recognized, when no significant uncertainty as to measurability or collectability exists, on a time proportion basis taking into account the amount outstanding and the applicable interest rate, using the effective interest rate method (EIR), based on materiality. For debt instruments measured either at amortized cost or at fair value through other comprehensive income (OCI), interest income is recorded using the EIR. For credit impaired financial assets the EIR is applied to the net carrying amount of the financial asset (after deduction of the loss allowance). EIR is the rate that exactly discounts the estimated future cash payments or receipts over the expected life of the financial instrument or a shorter period, where appropriate, to the gross carrying amount of the financial asset or to the amortized cost of a financial liability. When calculating the effective interest rate, the Company estimates the expected cash flows by considering all the contractual terms of the financial instrument (for example, prepayment, extension, call and similar options) but does not consider the expected credit losses. Interest income is included in other income in the statement of profit and loss.

For purchased or originated credit-impaired (POCI) financial assets interest income is recognized by calculating the credit-adjusted EIR and applying that rate to the amortized cost of the asset. The credit-adjusted EIR is the interest rate that, at original recognition, discounts the estimated future cash flows (including credit losses) to the amortized cost of the POCI assets.

Scrap other than steel scrap is accounted for as and when sold.

Insurance claims for loss of profit are accounted for in the year of acceptance. Other insurance claims are accounted for based on certainty of realization.

Revenue from rentals and operating leases is recognized on an accrual basis in accordance with the substance of the relevant agreement.

The interest/surcharge on late payment/overdue sundry debtors for sale of energy is recognized when no significant uncertainty as to measurability or collectability exists.

Interest/surcharge recoverable on advances to suppliers as well as warranty claims wherever there is uncertainty of realization/acceptance are not treated as accrued and are therefore, accounted for on receipt/acceptance basis.

11. Other Expenses

Expenses on ex-gratia payments under voluntary retirement scheme, training & recruitment and voluntary community development are charged to Statement of Profit and Loss in the year incurred.

Preliminary expenses on account of new projects incurred prior to approval of feasibility report/ techno economic clearance are charged to Statement of Profit and Loss.

Net pre-commissioning income/expenditure is adjusted directly in the cost of related assets and systems.

Transit and handling losses of coal as per Company's norms are included in cost of coal.

12. Employee benefits

12.1 Defined contribution plans

A defined contribution plan is a post-employment benefit plan under which an entity pays fixed contributions into separate trust and will have no legal or constructive obligation to pay further amounts. Obligations for contributions to defined contribution plans are recognized as an employee benefit expense in Statement of profit or loss in the period during which services are rendered by employees. Prepaid contributions are recognized as an asset to the extent that a cash refund or a reduction in future payments is available. Contributions to a defined contribution plan that are due after more than 12 months after the end of the period in which the employees render the service are discounted to their present value.

A defined contribution pension scheme of the company has been implemented with effect from 1st January 2007, for its employees. The scheme is administered through a separate trust in respect of NSPCL employees. The obligation of the Company is to contribute to the trust to the extent of amount not exceeding 30% of basic pay and dearness allowance less employer's contribution towards provident fund, gratuity, post-retirement medical facility (PRMF) or any other retirement benefits. The Company's contribution towards pension is made to National Pension Scheme Trust (NPS) for the employees opted for the scheme. The contributions to the fund for the year are recognized as an expense and charged to the Statement of Profit and Loss.

In terms of arrangements with NTPC, the company is to make a fixed percentage contribution of aggregate of basic pay and dearness allowance for the period of service rendered in the company by the NTPC employees posted on secondment from NTPC to NSPCL. Accordingly, these employee benefits are treated as defined contribution schemes.

12.2 Defined benefit plans

A defined benefit plan is a post-employment benefit plan other than a defined contribution plan. The Company's liability towards gratuity, post-retirement medical facility scheme, baggage allowance for settlement at home town after retirement, farewell gift on retirement and provident fund scheme to the extent of interest liability on provident fund contribution are in the nature of defined benefit plans.

The Company pays fixed contribution to Provident Fund at predetermined rates to a separate trust, which invests the funds in permitted securities. The contributions to the fund for the year are recognised



as expense and are charged to the Statement of profit or loss. The obligation of the Company is to make such fixed contributions and to ensure a minimum rate of return to the members as specified by the Government of India (GoI). Shortfall in the fund assets, if any, is made good by the company and charged to the statement of profit and loss.

The gratuity is funded by the Company and managed by separate trust. The Company has Post-Retirement Medical Facility (PRMF), under which retired employee and the spouse are provided medical facilities in the empaneled hospitals. They can also avail treatment as out-patient subject to a ceiling fixed by the Company.

The Company's net obligation in respect of defined benefit plans is calculated separately for each plan by estimating the amount of future benefit that employees have earned in return for their service in the current and prior periods; that benefit is discounted to determine its present value. Any unrecognised past service costs and the fair value of any plan assets are deducted. The discount rate is based on the prevailing market yields of Indian government securities as at the reporting date that have maturity dates approximating the terms of the Company's obligations and that are denominated in the same currency in which the benefits are expected to be paid.

The actuarial calculation is performed annually by a qualified actuary using the projected unit credit method. When the calculation results in a benefit to the Company, the recognized asset is limited to the total of any unrecognized past service costs and the present value of economic benefits available in the form of any future refunds from the plan or reductions in future contributions to the plan. An economic benefit is available to the Company if it is realizable during the life of the plan, or on settlement of the plan liabilities. Remeasurement comprising of actuarial gain and losses, return on plan assets (excluding the amount included in net interest on the net defined liability) & effect of asset ceiling (excluding the amount included in net interest on the net defined liability) and the same are recognized in the Other Comprehensive Income (OCI) in the period in which they arise.

Past service costs are recognized in statement of profit and loss on the earlier of the date of the plan amendment or curtailment, and the date that the Company recognizes related restructuring costs. If a plan amendment, curtailment or settlement occurs, the current service cost and the net interest for the period after the re-measurement are determined using the assumptions used for the re-measurement.

12.3 Other long-term employee benefits

Benefits under the Company's leave encashment, long-service award and economic rehabilitation scheme constitute other long term employee benefits.

The Company's net obligation in respect of these long-term employee benefits is calculated separately for each plan by estimating the amount of future benefit that employees have earned in return for their service in the current and prior periods; that benefit is discounted to determine its present value, and the fair value of any related assets is deducted. The discount rate is based on the prevailing market yields of Indian government securities as at the reporting date that have maturity dates approximating the terms of the Company's obligations and that are denominated in the same currency in which the benefits are expected to be paid.

The calculation is performed by a qualified actuary using the projected unit credit method. Remeasurement comprising of actuarial gain and losses, return on plan assets (excluding the amount included in net interest on the net defined liability) & effect of asset ceiling (excluding the amount included in net interest on the net defined liability) and the same are recognized in statement of profit and loss account in the period in which they arise.

As per the Company's economic rehabilitation scheme which is optional, the nominee of the deceased employee is paid a fixed amount based on the salary drawn by the employee till the date of superannuation of the employee by depositing the final provident fund and gratuity amount which will be interest free.

The obligations are presented as current liabilities in the balance sheet if the entity does not have an unconditional right to defer settlement for at least twelve months after the reporting period, regardless of when the actual settlement is expected to occur.

12.4 Short-term benefits

Short-term employee benefit obligations are measured on an undiscounted basis and are expensed as the related service is provided.

A liability is recognized for the amount expected to be paid under performance related pay if the Company has a present legal or constructive obligation to pay this amount as a result of past service provided by the employee and the obligation can be estimated reliably.

13. Leases

13.1. As lessee

The Company assesses whether a contract contains a lease, at inception of a contract. A contract is, or contains, a lease if the contract conveys the right to control the use of an identified asset for a period of time in exchange for consideration. To assess whether a contract conveys the right to control the use of an identified asset, the Company assesses whether: (1) the contract involves the use of an identified asset (2) the Company has substantially all of the economic benefits from use of the asset through the period of the lease and (3) the Company has the right to direct the use of the asset.

The Company recognizes a right-of-use asset and a corresponding lease liability for all lease arrangements in which it is a lessee, except for leases with a term of twelve months or less (short-term leases) and leases for low value underlying assets. For these short-term and leases for low value underlying assets, the Company recognizes the lease payments as an operating expense on a straight-line basis over the term of the lease.

Certain lease arrangements include the options to extend or terminate the lease before the end of the lease term. Right-of use assets and lease liabilities include these options when it is reasonably certain that the option to extend the lease will be exercised/ option to terminate the lease will not be exercised.

The right-of-use assets are initially recognized at cost, which comprises the initial amount of the lease liability adjusted for any lease payments made at or prior to the commencement date of the lease plus any initial direct costs less any lease incentives. They are subsequently measured at cost less accumulated depreciation and impairment losses and adjusted for any reassessment of lease liabilities.

Right-of-use assets are depreciated/amortized from the commencement date on a straight-line basis over the shorter of the lease term and useful life of the underlying asset. Right of use assets are evaluated for recoverability whenever events or changes in circumstances indicate that their carrying amounts may not be recoverable. For the purpose of impairment testing, the recoverable amount (i.e. the higher of the fair value less cost to sell and the value-in-use) is determined on an individual asset basis unless the asset does not generate cash flows that are largely independent of those from other assets. In such cases, the recoverable amount is determined for the Cash Generating Unit (CGU) to which the asset belongs.

The lease liability is initially measured at amortized cost at the present value of the future lease payments. In calculating the present value, lease payments are discounted using the interest rate implicit in the lease or, if not readily determinable, using the incremental borrowing rate. Lease liabilities are re-measured with a corresponding adjustment to the related right of use asset if the Company changes its assessment whether it will exercise an extension or a termination option.

13.2. As lessor

At the inception of an arrangement, the Company determines whether such an arrangement is or contains a lease. A specific asset is subject of a lease if fulfillment of the arrangement is dependent on



the use of that specified asset. An arrangement conveys the right to use the asset if the arrangement conveys to the customer the right to control the use of the underlying asset. Arrangements that do not take the legal form of a lease but convey rights to customers/suppliers to use an asset in return for a payment or a series of payments are identified as either finance leases or operating leases.

Accounting for finance leases

Where the Company determines a long term Power Purchase Agreement (PPA) to be or to contain a lease and where the off taker has the principal risk and rewards of ownership of the power plant through its contractual arrangements with the Company, the arrangement is considered a finance lease. Capacity payments are apportioned between capital repayments relating to the provision of the plant, finance income and service income. The finance income element of the capacity payment is recognized as revenue, using a rate of return specific to the plant to give a constant periodic rate of return on the net investment in each period. The service income element of the capacity payment is the difference between the total capacity payment and the amount recognized as finance income and capital repayments and recognized as revenue as it is earned.

The amounts due from lessees under finance leases are recorded in the balance sheet as financial assets, classified as 'Finance lease receivables', at the amount equal to the net investment in the lease.

Accounting for operating leases

Where the Company determines a long term PPA to be or to contain a lease and where the Company retains the principal risks and rewards of ownership of the power plant, the arrangement is considered an operating lease.

For operating leases, the power plant is capitalized as property, plant and equipment and depreciated over its economic life. Rental income from operating leases is recognized on a straight line basis over the term of the arrangement.

14. Impairment of non-financial assets

The carrying amounts of the Company's non-financial assets are reviewed at each reporting date to determine whether there is any indication of impairment considering the provisions of Ind AS 36 'Impairment of Assets'. If any such indication exists, then the asset's recoverable amount is estimated.

The recoverable amount of an asset or cash-generating unit is the greater of its value in use and its fair value less costs to sell. In assessing value in use, the estimated future cash flows are discounted to their present value using a pre-tax discount rate that reflects current market assessments of the time value of money and the risks specific to the asset. For the purpose of impairment testing, assets that cannot be tested individually are grouped together into the smallest group of assets that generates cash inflows from continuing use that are largely independent of the cash inflows of other assets or groups of assets (the "cash-generating unit, or CGU").

An impairment loss is recognized if the carrying amount of an asset or its CGU exceeds its estimated recoverable amount. Impairment losses are recognized in the statement of profit or loss. Impairment losses recognized in respect of CGUs are reduced from the carrying amounts of the assets of the CGU.

Impairment losses recognized in prior periods are assessed at each reporting date for any indications that the loss has decreased or no longer exists. An impairment loss is reversed if there has been a change in the estimates used to determine the recoverable amount. An impairment loss is reversed only to the extent that the asset's carrying amount does not exceed the carrying amount that would have been determined, net of depreciation or amortization, if no impairment loss had been recognised.

15. Provisions, contingent liabilities and contingent assets

A provision is recognized if, as a result of a past event, the Company has a present legal or constructive obligation that can be estimated reliably, and it is probable that an outflow of economic benefits will

be required to settle the obligation. If the effect of the time value of money is material, provisions are determined by discounting the expected future cash flows at a pre-tax rate that reflects current market assessments of the time value of money and the risks specific to the liability. When discounting is used, the increase in the provision due to the passage of time is recognized as a finance cost.

The amount recognized as a provision is the best estimate of the consideration required to settle the present obligation at reporting date, taking into account the risks and uncertainties surrounding the obligation.

When some or all of the economic benefits required to settle a provision are expected to be recovered from a third party, the receivable is recognized as an asset if it is virtually certain that reimbursement will be received and the amount of the receivable can be measured reliably. The expense relating to a provision is presented in the statement of profit and loss net of any reimbursement, if any.

Contingent liabilities are possible obligations that arise from past events and whose existence will only be confirmed by the occurrence or non-occurrence of one or more future events not wholly within the control of the Company. Where it is not probable that an outflow of economic benefits will be required, or the amount cannot be estimated reliably, the obligation is disclosed as a contingent liability, unless the probability of outflow of economic benefits is remote. Contingent liabilities are disclosed on the basis of judgment of the management/independent experts. These are reviewed at each balance sheet date and are adjusted to reflect the current management estimate.

Contingent assets are possible assets that arise from past events and whose existence will be confirmed only by the occurrence or non-occurrence of one or more uncertain future events not wholly within the control of the Company. Contingent assets are disclosed in the financial statements when inflow of economic benefits is probable on the basis of judgment of management. These are assessed continually to ensure that developments are appropriately reflected in the financial statements.

16. Operating segments

In accordance with Ind AS 108 – 'Operating Segments', the operating segments used to present segment information are identified on the basis of internal reports used by the Company's management to allocate resources to the segments and assess their performance. The Board of Directors is collectively the Company's "Chief Operating Decision Maker" or "CODM" within the meaning of Ind AS 108. The indicators used for internal reporting purposes may evolve in connection with performance assessment measures put in place.

Segment results that are reported to the CODM include items directly attributable to a segment as well as those that can be allocated on a reasonable basis. Unallocated items comprise mainly corporate expenses, finance expenses and income tax expenses and corporate income.

Revenue directly attributable to the segments is considered as segment revenue. Expenses directly attributable to the segments and common expenses allocated on a reasonable basis are considered as segment expenses.

Segment capital expenditure is the total cost incurred during the period to acquire property, plant and equipment, and intangible assets other than goodwill and intangible assets under development.

Segment assets comprise property, plant and equipment, intangible assets, capital work in progress, advances for capital expenditure, trade and other receivables, inventories and other assets that can be directly or reasonably allocated to segments. For the purpose of segment reporting for the year, property, plant and equipment have been allocated to segments based on the extent of usage of assets for operations attributable to the respective segments. Unallocated assets comprise investments, income tax assets, corporate assets and other assets that cannot reasonably be allocated to segments.



Segment liabilities include all operating liabilities in respect of a segment and consist principally of trade payables, payable for capital expenditure and other payables, provision for employee benefits and other provisions. Unallocated liabilities comprise equity, income tax liabilities, loans and borrowings and other liabilities and provisions that cannot reasonably be allocated to segments.

17. Income tax

Income tax expense comprises current and deferred tax. Current tax expense is recognized in statement of profit or loss except to the extent that it relates to items recognized directly in other comprehensive income or equity, in which case it is recognized in other comprehensive income (OCI) or equity, respectively.

Current tax is the expected tax payable on the taxable income for the year computed as per the provisions of Income Tax Act', using tax rates enacted or substantively enacted at the reporting date, and any adjustment to tax payable in respect of previous years.

Deferred tax is recognized using the balance sheet method, providing for temporary differences between the carrying amounts of assets and liabilities for financial reporting purposes and the amounts used for taxation purposes. Deferred tax is measured at the tax rates that are expected to be applied to temporary differences when they reverse, based on the laws that have been enacted or substantively enacted by the reporting date. Deferred tax assets and liabilities are offset if there is a legally enforceable right to offset current tax liabilities and assets, and they relate to income taxes levied by the same tax authority.

Deferred tax is recognized in statement of profit or loss except to the extent that it relates to items recognized directly in other comprehensive income or equity, in which case it is recognized in other comprehensive income or equity, respectively.

A deferred tax asset is recognized to the extent that it is probable that future taxable profits will be available against which the temporary difference can be utilized. Deferred tax assets are reviewed at each reporting date and are reduced to the extent that it is no longer probable that the related tax benefit will be realized.

Deferred tax assets include Minimum Alternative Tax (MAT) paid in accordance with the tax laws in India, which is likely to give future economic benefits in the form of availability of set off against future income tax liability. MAT credit is recognized as deferred tax asset in the balance sheet when the asset can be measured reliably and it is probable that the future economic benefit associated with asset will be realized.

When there is uncertainty regarding income tax treatments, the Company assesses whether a tax authority is likely to accept an uncertain tax treatment. If it concludes that the tax authority is unlikely to accept an uncertain tax treatment, the effect of the uncertainty on taxable income, tax bases and unused tax losses and unused tax credits is recognized. The effect of the uncertainty is recognized using the method that, in each case, best reflects the outcome of the uncertainty: the most likely outcome or the expected value. For each case, the Company evaluates whether to consider each uncertain tax treatment separately, or in conjunction with another or several other uncertain tax treatments, based on the approach that best prefixes the resolution of uncertainty.

18. Dividends

Dividends and interim dividends payable to a company's shareholders are recognized as changes in equity in the period in which they are approved by the shareholders and the Board of Directors respectively.

19. Material prior period errors

Material prior period errors are corrected retrospectively by restating the comparative amounts for the prior periods presented in which the error occurred. If the error occurred before the earliest prior period presented, the opening balances of assets, liabilities and equity for the earliest prior period presented, are restated.

20. Earnings per Share

Basic earnings per equity share is computed by dividing the net profit or loss attributable to equity shareholders of the Company by the weighted average number of equity shares outstanding during the financial year.

Diluted earnings per equity share is computed by dividing the net profit or loss attributable to equity shareholders of the Company by the weighted average number of equity shares considered for deriving basic earnings per equity share and also the weighted average number of equity shares that could have been issued upon conversion of all dilutive potential equity shares.

Basic and diluted earnings per equity share are also computed using the earnings amounts excluding the movements in regulatory deferral account balances.

21. Statement of Cash flow

Statement of Cash flow is prepared in accordance with the indirect method prescribed in Ind AS 7 'Statement of Cash Flows'.

22. Financial instruments

A financial instrument is, any contract that gives rise to a financial asset of one entity and a financial liability or equity instrument of another entity. The Company recognizes a financial asset or a financial liability only when it becomes party to the contractual provisions of the instrument.

22.1 Financial assets

Initial recognition and measurement

All financial assets are recognized at fair value on initial recognition, except for trade receivables which are initially measured at transaction price. Transaction costs that are directly attributable to the acquisition of financial assets, which are not at fair value through profit or loss, are added to the fair value on initial recognition.

Subsequent measurement -

Debt instruments at amortized cost

A 'debt instrument' is measured at the amortized cost if both the following conditions are met:

- (a) The asset is held within a business model whose objective is to hold assets for collecting contractual cash flows, and
- (b) Contractual terms of the asset give rise on specified dates to cash flows that are solely payments of principal and interest (SPPI) on the principal amount outstanding.

After initial measurement, such financial assets are subsequently measured at amortized cost using the effective interest rate (EIR) method. Amortized cost is calculated by taking into account any discount or premium on acquisition and fees or costs that are an integral part of the EIR. The EIR amortization is included in finance income in the statement of profit or loss. The losses arising from impairment are recognized in the statement of profit or loss. This category generally applies to trade and other receivables.

De-recognition -

A financial asset (or, where applicable, a part of a financial asset or part of a Company of similar financial assets) is primarily derecognised (i.e. removed from the Company's balance sheet) when:

- The rights to receive cash flows from the asset have expired, or
- The Company has transferred its rights to receive cash flows from the asset or has assumed an obligation to pay the received cash flows in full without material delay to a third party under a 'pass-



through' arrangement; and either (a) the Company has transferred substantially all the risks and rewards of the asset, or (b) the Company has neither transferred nor retained substantially all the risks and rewards of the asset, but has transferred control of the asset.

The difference between the carrying amount and the amount of consideration received / receivable is recognized in the Statement of Profit and Loss.

Impairment of financial assets –

In accordance with Ind AS 109, the company applies expected credit loss (ECL) model for measurement and recognition of impairment loss on the following financial assets and credit risk exposure:

- (a) Financial assets that are debt instruments, and are measured at amortized cost e.g., loans, debt securities, deposits and bank balance.
- (b) Lease receivables under Ind AS 116.
- (c) Trade receivables, unbilled revenue and contract assets under Ind AS 115.

For recognition of impairment loss on other financial assets and risk exposure, the company determines that whether there has been a significant increase in the credit risk since initial recognition. If credit risk has not increased significantly, 12-month ECL is used to provide for impairment loss. However, if credit risk has increased significantly, lifetime ECL is used. If, in a subsequent period, credit quality of the instrument improves such that there is no longer a significant increase in credit risk since initial recognition, then the entity reverts to recognizing impairment loss allowance based on 12-month ECL.

22.2 Financial liabilities

Initial recognition and measurement

Financial liabilities are classified, at initial recognition, as financial liabilities at fair value through statement of profit or loss and financial liabilities at amortized cost, as appropriate. All financial liabilities are recognized initially at fair value and, in the case of loans and borrowings and payables, net of directly attributable transaction costs. The Company's financial liabilities include trade and other payables, loans and borrowings including bank overdrafts, financial guarantee contracts and derivative financial instruments.

Subsequent measurement -

The measurement of financial liabilities depends on their classifications, as described below:

Financial liabilities at amortized cost

After initial measurement, such financial liabilities are subsequently measured at amortized cost using the effective interest rate (EIR) method. Gains and losses are recognized in statement of profit or loss when the liabilities are derecognized as well as through the EIR amortization process. Amortized cost is calculated by taking into account any discount or premium on acquisition and fees or costs that are an integral part of the EIR. The EIR amortization is included in finance costs in the statement of profit and loss. This category generally applies to borrowings, trade payables and other contractual liabilities.

De-recognition

A financial liability is derecognized when the obligation under the liability is discharged or cancelled or expires. When an existing financial liability is replaced by another from the same lender on substantially different terms, or the terms of an existing liability are substantially modified, such an exchange or modification is treated as the de-recognition of the original liability and the recognition of a new liability. The difference in the respective carrying amounts is recognized in the statement of profit and loss.

D. Use of estimates and management judgments

The preparation of financial statements requires management to make judgments, estimates and assumptions that may impact the application of accounting policies and the reported value of assets, liabilities, income, expenses and related disclosures concerning the items involved as well as contingent assets and liabilities at the balance sheet date. The estimates and management's judgments are based on previous experience and other factors considered reasonable and prudent in the circumstances. Actual results may differ from these estimates.

Estimates and underlying assumptions are reviewed on an ongoing basis. Revisions to accounting estimates are recognized in the period in which the estimates are revised and in any future periods affected.

In order to enhance understanding of the financial statements information about significant areas of estimation uncertainty and critical judgments in applying accounting policies that have the most significant effect on the amounts recognized in the financial statements are as under:

1. Formulation of Accounting Policies

The accounting policies are formulated in a manner that results in financial statements containing relevant and reliable information about the transactions, other events and conditions to which they apply. Those policies need not be applied when the effect of applying them is immaterial.

2. Useful life of property, plant and equipment and intangible assets

The estimated useful life of property, plant and equipment and intangible assets is based on a number of factors including the effects of obsolescence, demand, competition and other economic factors (such as the stability of the industry and known technological advances) and the level of maintenance expenditures required to obtain the expected future cash flows from the asset.

In case of Bhilai Expansion Power Project (PP-III), useful life of the assets of the generation of electricity business is determined by the CERC Tariff Regulations in accordance with Schedule II of the Companies Act, 2013.

In case of Rourkela PP II Expansion and Durgapur PP III, useful life of the assets is in accordance with Power Purchase Agreement with SAIL.

In case of PPII - Rourkela, Durgapur & Bhilai Power Project, useful life of the assets is determined according to Schedule II of the Companies Act, 2013, and the depreciation is provided at a rate such that 95% of the gross block is depreciated over the residual life of those assets, except computer and computer software which has nil residual value.

In case of the CPP-II (Rourkela, Durgapur & Bhilai Power Project) assets, whose residual life has been determined on the basis of technical assessment, the depreciation is provided at a rate such that 95% of the gross block is depreciated over the residual life of those assets.

Depreciation on additions to/deductions from fixed assets during the year is charged on pro-rata basis from/up to the month in which the asset is available for use /disposal.

Depreciation in case of PP-II units (including Durgapur PP III) are provided only for purpose of billing, however consequent to recognition of finance lease recoverable for PP-II's (including Durgapur PP III) assets, depreciation has no impact on Accounts.

3. Recoverable amount of property, plant and equipment and intangible assets

The recoverable amount of property, plant and equipment and intangible assets is based on estimates and assumptions regarding in particular the expected market outlook and future cash flows associated with the power plants. Any changes in these assumptions may have a material impact on the measurement of the recoverable amount and could result in impairment.



4. Defined benefit plans and long-term employment benefits

Employee benefit obligations are measured on the basis of actuarial assumptions which include mortality and withdrawal rates as well as assumptions concerning future developments in discount rates, the rate of salary increases and the inflation rate. The Company considers that the assumptions used to measure its obligations are appropriate and documented. However, any changes in these assumptions may have a material impact on the resulting calculations.

5. Revenues

The Company records revenue from sale of energy

- i) In respect of supply of power from Captive Power Plants (CPP-IIIs) including Durgapur PP III, based on Power Purchase Agreement with SAIL.
- ii) In case of Bhilai Expansion Power Project (PP-III), based on Tariff rates approved by the Central Electricity Regulatory Commission (CERC) as modified by the orders of Appellate Tribunal for Electricity to the extent applicable, as per principles enunciated under Ind AS 115. However, in cases where tariff rates are yet to be approved, provisional rates are adopted considering the applicable CERC Tariff Regulations.

6. Leases not in legal form of lease

Significant judgment is required to apply lease accounting rules as per Ind AS 116 in determining whether an arrangement contains a lease. In assessing arrangements entered into by the Company, management has exercised judgment to evaluate the right to use the underlying asset, substance of the transactions including legally enforceable agreements and other significant terms and conditions of the arrangements and materiality to conclude whether the arrangement meets the criteria as per Ind AS 116.

7. Provisions and contingencies

The assessments undertaken in recognising provisions and contingencies have been made in accordance with Ind AS 37 - 'Provisions, Contingent Liabilities and Contingent Assets'. The evaluation of the likelihood of the contingent events require best judgement by management regarding the probability of exposure to potential loss. Should circumstances change following unforeseeable developments, this likelihood could alter.

8. Assets held for sale

Significant judgment is required to apply the accounting to non-current assets held for sale under Ind AS 105 - 'Non-current Assets Held for Sale and Discontinued Operations'. In assessing the applicability, management has exercised judgment to evaluate the availability of the asset for immediate sale, management's commitment for the sale and probability of sale within one year to conclude if their carrying amount will be recovered principally through a sale transaction rather than through continuing use.

9. Regulatory deferral account balances

Recognition of regulatory deferral account balances involves significant judgments including about future tariff regulations since these are based on estimation of the amounts expected to be recoverable/payable through tariff in future.

10. Income taxes

Significant judgments are involved in determining the provision for income taxes, including amount expected to be paid/recovered for uncertain tax positions.

Note 2 : Non-current assets - Property Plant and Equipment

Particulars	Gross Block			Depreciation, amortisation and impairment			Netblock		
	ASAT	Addition	Adjustment	ASAT	Addition	Adjustment	ASAT	ASAT	
	01.04.2022	During the Year	During the Year	01.04.2022	During the Year	During the Year	31.03.2023	31.03.2022	
Leasehold Land	9088.63	-	-	2146.07	313.27	-	2459.34	6629.29	6942.56
Roads, Bridges & Culverts	2218.44	487.80	-	670.60	104.80	-	775.40	1930.84	1547.84
Main Plant Buildings	5619.56	-	-	1748.15	274.56	-	2022.71	3596.85	3871.41
Other Buildings	48556.13	11,623.08	19.59	64116.93	2030.43	19.59	8427.77	51731.85	42139.20
Temporary Erection	-	-	-	-	-	-	-	-	-
Water Supply, Drainage & Sewerage System	3532.34	31.66	-	815.71	164.28	-	979.99	2584.01	2716.63
MGR Track and Signaling System	3857.64	-	-	1892.45	130.80	-	2023.25	1834.39	1965.19
Railway Siding	362.47	691.79	-	338.41	34.07	-	372.48	681.78	24.06
Plant & Machinery	352004.50	54,387.08	756.22	98345.16	17301.73	338.31	115308.58	290326.78	253659.34
Construction Equipments	993.62	248.92	95.04	592.69	89.09	89.28	592.50	555.00	400.93
Furniture & Fixtures	1809.60	123.67	3.61	1006.34	108.70	1.37	1113.67	815.99	803.26
Other Office Equipments	635.06	205.07	16.23	293.77	83.64	10.01	367.40	456.50	341.29
EDP, WP Machines & Satcom Equipments	1435.82	399.58	171.20	1228.27	121.75	168.74	1181.28	482.92	207.55
Vehicles Including Speedboats	9.05	0.89	-	5.36	0.22	-	5.58	4.36	3.69
Electrical Installations	1291.41	-	36.28	679.74	89.16	36.28	732.62	522.51	611.67
Laboratory & Workshop Equipments	1334.72	224.08	28.84	589.27	77.14	27.69	638.72	891.24	745.45
Hospital Equipments	19.27	0.89	-	6.94	2.00	-	8.94	11.22	12.33
Communication Equipments	327.69	-	-	180.52	21.52	-	202.04	125.65	147.17
Capital Expenditure of Assets not Owned by Company	64.84	-	-	64.84	-	-	64.84	-	-
Capital Spares	15234.68	6,032.26	405.47	3679.73	1846.66	89.29	5437.10	15424.37	11554.95
Major repair and overhaul	5778.46	953.26	-	4380.05	808.27	-	5188.32	1543.40	1398.43
Asset for Ash Utilisation	22.98	22.91	-	-	-	-	-	45.89	22.98
Less: Adjusted from fly ash utilisation reserve fund	(22.98)	(22.91)	-	-	-	-	-	(45.89)	(22.98)
	454173.88	75410.03	1532.48	125080.95	23602.09	780.56	147902.48	380148.95	329092.95
Less Transfer of PPII (including Durgapur PPII) assets to SAIL	246028.18	70587.56	805.90	24902.07	16094.14	427.39	40568.82	275241.02	221126.11
Total :	208145.70	4822.47	726.58	100178.88	7507.95	353.17	107333.66	104907.93	107966.84

**Notes:**

- a) Leasehold land includes 1758.09 sqm valuing ₹2189.65 lakhs (Previous year 1758.09 sqm valuing ₹2189.65 lakhs) pertaining to 4th Floor, NBCC Tower, 15 Bhikaji Cama place, New Delhi acquired on perpetual lease and no depreciation has been charged thereof.
- b) As required by Accounting Standard (IndAS) 36 'Impairment of Assets', the company believes that there are no impairment indicators.
- c) As required by Ind AS 116, Company has treated Rourkela PP-II Expansion, PP-II assets of Bhilai, Durgapur & Rourkela and Durgapur PP-III as finance lease. Hence, Property, plant and equipment (Including Intangible Assets) for which Company has PPA with SAIL is transferred in the books of SAIL and lease recoverable from SAIL accounted in NSPCL books against assets transferred and there is no asset retirement obligation.
- d) Refer Note 23 & 30 for information of pledge created by company on property, plant and equipment.
- e) Refer Note 62 for disclosure of contractual commitments for the acquisition of property, plant and equipment.
- f) Land does not include 42.031 acres for 2 x 20 MW Durgapur Expansion Project, Lease approval of which is to be obtained from SAIL, as it is pending in Ministry of Steel.
- g) Refer Note 61 regarding property, plant and equipment under finance lease.
- h) In respect of Bhilai PP-III Plant, Company has entered into lease agreement with SAIL for land, for a period of thirty years and which can be further renewed for two like periods. Under the lease agreement as per terms and conditions for allotment (leasing/sub-leasing) of land to Government/ outside agencies in steel plants for various purpose, clause 8(c) states that " in case where lessee is not interested in renewal of lease, he will remove the asset created on the demised land within the lease period, otherwise the same will vest in lessor without any compensation and lessor shall be entitled to deal with the same or remove the same at lessors discretion and at the cost of lessee. There is no asset retirement obligation as per clause 8(c) since the obligation is not absolute and gives various options to management at the end of 30 years even it states vesting of plant with lessor without any compensation.

Note 3 : Non-current assets - Capital Work in Progress

₹ in Lakhs

Particulars	AS AT	Additions during the year	Deductions/ Adjustments during the year	Capitalised during the year	AS AT
	01.04.2022				31.03.2023
Lease Land	14.66	0.25	-	14.91	-
Road, Bridges, Culverts & Helipads Building	-	33.02	-	31.66	1.36
Main Plant	26.64	58.48	-	53.70	31.42
Others	1354.73	107.98	-	1274.83	187.88
Temporary Erections	-	-	-	-	-
Water supply Drainage & Sewerage	923.93	191.45	-	936.06	179.32
MGR Track & Signalling system	55.27	8.15	-	63.42	-
Railway Sidings	3795.25	640.79	-	691.79	3744.25
Plant & Machinery	82320.23	14452.18	-	62685.58	34086.83
Furniture & Fixtures	1.08	61.25	-	62.33	-
Other Office Equipments	1.46	507.24	-	138.91	369.80
EDP, WP SATCOM Equipment	-	334.36	-	330.70	3.66
Construction Equipment	22.02	27.06	-	-	49.09
Lab & Workshop Equipment	-	17.83	-	17.83	-
Hospital Equipments	-	-	-	-	-
Communication Equipment	-	-	-	-	-
Electrical Installation	19.58	169.23	-	115.16	73.65
Assets for ash utilisation	-	22.91	-	22.91	-
Adj from Fly Ash Res Utilisation Fund	-	-	-	-	-
	88534.84	16632.18	-	66439.78	38727.24
Survey Soil & Investigation	71.52	1.21	-	72.73	-
Pre-commissioning expenses (net)	-	129.38	-	129.38	-
Incidental Expenditure During Construction (Net) *	52806.47	3907.21	39990.68	-	16723.01
Less Allocated to CWIP	(52632.17)	(3273.24)	(39990.68)	-	(15914.73)
	88780.67	17396.74	-	66641.89	39535.52
Prov.Unservice.CWIP	-	-	-	-	-
Construction stores (net of Provisions)	4644.63	107.46	3384.39	140.24	1227.45
Capital Spares	6413.50	11628.64	-	5480.42	12561.73
Asset not owned by the company	-	-	-	-	-
Major repair and overhaul	-	-	-	-	-
Total :	99838.79	29132.85	3384.39	72262.55	53324.70

* Addition during year include brought from expenditure during construction period (net) - Note 46

- Durgapur PP-III unit 1X20 MW has been commissioned as on 30th September 2022. The value of CWIP pertaining to Durgapur PP-III of ₹38336.71 lakhs has been capitalised and transferred to books of SAIL as Finance Lease Receivable which also includes ₹78.90 lakhs on account of activities undertaken for environment clearance.
- CWIP of durgapur PP-III as on 31st March'23 includes ₹86.36 lakhs for activities undertaken for environmental clearance.


Note 4 : Non-current assets- Intangible Assets

₹ in Lakhs

Particulars	Gross Block			Depreciation, amortisation and impairment			Netblock	
	AS AT	Addition	Adjustment	AS AT	Addition	Adjustment	AS AT	AS AT
	01.04.2022	During the Year	During the Year	01.04.2022	During the Year	During the Year	31.03.2023	31.03.2022
Software	1224.36	37.57	8.64	1210.01	14.99	7.25	1217.74	14.35
Less Transfer of PPII (including Durgapur PPII) assets to SAIL	47.44	27.72	8.64	39.93	8.84	7.25	41.51	7.51
TOTAL :	1176.92	9.84	-	1170.08	6.15	-	1176.23	6.84

Note 5 : Non-current assets- Intangible Assets Under Development

₹ in Lakhs

Particulars	AS AT		Additions during the year	Deductions/ Adjustments during the year	Capitalised during the year	AS AT	
	01.04.2022	31.03.2023				31.03.2023	31.03.2023
Software	-	-	37.61	-	37.61	-	-
Total	-	-	37.61	-	37.61	-	-

**Note No. 6 to the Financial Statements
Non-current financial assets- Investments**

₹ in Lakhs

AS AT	31.03.2023	31.03.2022
Investment in GOI Securities	-	5000.00
Total	-	5000.00

Note No. 7 to the Financial Statements
Non-current financial assets- Trade Receivables

₹ in Lakhs

AS AT	31.03.2023	31.03.2022
Trade Receivables		
(a) Trade Receivables considered good- Secured	-	-
(b) Trade Receivables considered good- Unsecured	-	-
(c) Trade Receivables which have significant increase in Credit Risk; and	-	-
(d) Trade Receivables-credit impaired.	2961.05	2961.05
Sub-Total	2961.05	2961.05
Less : Provision for credit impaired trade receivables	2961.05	2961.05
Total	-	-

(a). Trade Receivables ageing schedule
As at 31.03.2023

₹ in Lakhs

Particulars	Un-billed Revenue	Not due	Outstanding for following periods from due date of payment					Total
			Less than 6 months	6 months - 1 Year	1-2 yrs.	2-3 yrs.	More than 3 yrs.	
A	B	C	D	E	F	G	H	I=B TO H
(i) Undisputed Trade receivables - considered good								-
(ii) Undisputed Trade Receivables- which have significant increase in credit risk								-
(iii) Undisputed Trade Receivables-credit impaired								-
(iv) Disputed Trade Receivables-considered good								-
(v) Disputed Trade Receivables- which have significant increase in credit risk								-
(vi) Disputed Trade Receivables-credit impaired					0		2961.05	2961.05
Total	0.00	0.00	0.00	0.00	0.00	0.00	2961.05	2961.05

As at 31.03.2022

₹ in Lakhs

Particulars	Un-billed Revenue	Not due	Outstanding for following periods from due date of payment					Total
			Less than 6 months	6 months - 1 Year	1-2 yrs.	2-3 yrs.	More than 3 yrs.	
A	B	C	D	E	F	G	H	I=B TO H
(i) Undisputed Trade receivables- considered good								-
(ii) Undisputed Trade Receivables- which have significant increase in credit risk								-
(iii) Undisputed Trade Receivables-credit impaired								-
(iv) Disputed Trade Receivables-considered good								-
(v) Disputed Trade Receivables- which have significant increase in credit risk								-
(vi) Disputed Trade Receivables-credit impaired					0	533.39	2427.66	2961.05
Total	0.00	0.00	0.00	0.00	0.00	533.39	2427.66	2961.05



Note No. 8 to the Financial Statements
Non-current financial assets- Loans

₹ in Lakhs

AS AT	31.03.2023	31.03.2022
Loans		
Employees (including accrued interest)		
(a) Loans Receivables considered good-Secured	1785.78	1630.89
(b) Loans Receivable considered good-Unsecured	417.75	477.52
(c) Loans Receivable which have significant increase in Credit Risk; and	-	-
(d) Loans Receivables- credit impaired.	-	-
Total	2203.53	2108.41

a) Details of collateral held as security against Secured Loans:

Employee loans are secured against house property and Vehicles in line with the policies of the Company.

Note No. 9 to the Financial Statements
Non-current assets - Other financial assets

₹ in Lakhs

AS AT	31.03.2023	31.03.2022
Security Deposit	-	9.24
Bank Deposit of Maturity More Than 12 Months	1.35	0.72
Finance lease recoverable *	276461.00	219404.94
Total	276462.35	219414.90

*Keeping in view the provisions of Ind AS-116 on 'Leases' w.r.t. determining whether an arrangement contains a lease, the company had ascertained that the PPA entered into for PP-II units viz., Rourkela (including PP-II Expansion), Durgapur (PPII & PP III) & Bhilai with the beneficiary falls under the definition of finance lease. Accordingly, the written down value of the specified assets has been derecognized from PPE and accounted as Finance Lease Receivable (FLR). Recovery of capacity charges towards depreciation, interest on loan, return on equity & Incentive (pre-tax) components from the beneficiary are adjusted against FLR. The interest component of the FLR in respect of the above four elements are recognised as 'Interest income on Assets under finance lease' under Note-39-'Revenue from operations'.

Note No. 10 to the Financial Statements
Non-current Assets - Deferred tax Assets (net)

₹ in Lakhs

AS AT	31.03.2023	31.03.2022
Deferred Tax Liabilities		
Difference in book depreciation and tax depreciation	36697.14	32353.94
Employee loan adjustment	187.74	182.77
Less: Deferred Tax Assets		
Provisions & other disallowances for tax	2337.96	2403.32
MAT Credit entitlement	52051.29	46840.39
Deferred tax recoverable from beneficiary *	1122.14	1122.14
Total	18,626.51	17,829.14

a) Deferred tax assets and deferred tax liabilities have been offset as they relate to the same governing laws.

*b) Power Purchase Agreement with SAIL provide for recovery of deferred tax liability up to 31 March 2009. Accordingly, deferred tax liability is recoverable on materialization from the SAIL.

Movement in deferred tax balances**31 March 2023**

₹ in Lakhs

Particulars	Net balance 1 April 2022	Recognised in statement of profit and loss	Net balance 31 March 2023
Difference in book depreciation and tax depreciation	(32,353.94)	(4,343.20)	(36,697.14)
Employee Loan Adjustment	(182.77)	(4.97)	(187.74)
Employee Benefits	648.58	(66.94)	581.64
Long term liabilities	3.35	6.86	10.21
MAT Credit Entitlement	46,840.39	5,210.90	52,051.29
Other items	1,751.39	(5.28)	1,746.11
Tax assets/(liabilities)	16,707.00	797.37	17,504.37
Recoverable from Beneficiary prior to 31.03.2009	1,122.14	-	1,122.14
Tax assets/(liabilities)	17,829.14	797.37	18,626.51

Note No. 11 to the Financial Statements**Other non-current assets**

₹ in Lakhs

AS AT	31.03.2023	31.03.2022
Capital Advances	3607.81	3989.52
Advances other than Capital Advances		
Security deposits (unsecured)	271.38	632.79
Advances to contractors and suppliers	-	-
Others		
Unsecured	29.53	18.88
Advance Tax & Tax Deducted at Source	42791.42	41476.71
Less: Provision for Tax	40675.47	38620.29
	6024.67	7497.61
Deferred payroll expense *	570.25	598.01
Regulatory assets **	-	436.77
Total	6594.92	8532.39

* Loans given to employees are measured at amortised cost. The deferred payroll expenditure, as difference between amortised value of the loan and the actual loan amount represents the benefits accruing to employees. The same is amortised on a straight line basis over the remaining period of the loan.

** The Company had created Regulatory Assets as per 2014-19 CERC Regulations, which was mainly towards the increase in O&M expenditure. During the FY 2022-23, true up order for the period 2014-19 has been issued by CERC, accordingly the Regulatory Asset has been adjusted in the books of accounts in the current financial year.

Note No. 12 to the Financial Statements**Current assets - Inventories**

₹ in Lakhs

AS AT	31.03.2023	31.03.2022
Coal	9771.77	5101.84
Fuel oil	1519.06	1211.59
Stores & spares	11714.30	9674.16
Chemicals & consumables	405.86	252.98
Loose tools	35.02	32.83
Others	1307.41	1233.23
	24753.42	17506.63
Less: Provision for shortages / Adjustment	2.55	-
Provision for obsolete/unserviceable items	27.62	39.10
Total	24723.25	17467.53



- a) Inventory items have been valued as per accounting policy No 7 given at Note No. 1.
- b) Inventories - Others includes steel, cement, ash bricks etc.
- c) Refer Note 30 for information on inventories pledged as security by the Company.
- d) Paragraph 32 of Ind AS 2 ' Inventories provides that materials and other supplies held for use in the production of inventories are not written down below cost if the finished products in which they will be incorporated are expected to be sold at or above cost. The Company is operating in the regulatory environment and as per CERC Tariff Regulations and PPA with SAIL, cost of fuel and other inventory items are recovered as per CERC tariff regulations and PPA with SAIL. Accordingly, the realisable value of inventories is not lower than cost.

Note No. 13 to the Financial Statements

Current financial assets - Investments

₹ in Lakhs

AS AT	31.03.2023	31.03.2022
Investment		
Premium on acquisition of GOI Securities	-	26.46
Total	-	26.46

Note No. 14 to the Financial Statements

Current financial assets - Trade receivables

₹ in Lakhs

AS AT	31.03.2023	31.03.2022
Trade Receivables		
(a) Trade Receivables considered good- Secured	-	-
(b) Trade Receivables considered good- Unsecured	34795.03	29736.32
(c) Trade Receivables which have significant increase in Credit Risk; and	-	-
(d) Trade Receivables-credit impaired.	-	-
	34795.03	29736.32
Less : Provision for credit impaired trade receivables	-	-
Total	34795.03	29736.32

- a) Amount receivable from related party are disclosed in Note 52.
- b) Trade receivables include unbilled revenue for the month of March'2023 amounting to ₹ 12393.58 lakhs for Bhilai PP-III and ₹ 11662.71 lakhs for PP IIs (including Durgapur PP III) (31 March 2022: Bhilai PP-III ₹ 14775.52 lakhs and PP-IIs ₹ 2951.14 lakhs) billed, net of credits, to the beneficiaries after 31 March' 2023.

**(c). Trade Receivables ageing schedule
As at 31.03.2023**

₹ in Lakhs

Particulars	Unbilled Revenue	Not due	Outstanding for following periods from due date of payment					Total
			Less than 6 months	6 months - 1 Year	1-2 yrs.	2-3 yrs.	More than 3 yrs.	
A	B	C	D	E	F	G	H	I=B TO H
(i) Undisputed Trade receivables- considered good	24,056.29		10,738.74					34795.03
(ii) Undisputed Trade Receivables- which have significant increase in credit risk								-
(iii) Undisputed Trade Receivables-credit impaired								-
(iv) Disputed Trade Receivables- considered good								-
(v) Disputed Trade Receivables- which have significant increase in credit risk								-
(vi) Disputed Trade Receivables-credit impaired								-
Total	24056.29		10738.74	0.00	0.00	0.00	0.00	34795.03

As at 31.03.2022

₹ in Lakhs

Particulars	Unbilled Revenue	Not due	Outstanding for following periods from due date of payment					Total
			Less than 6 months	6 months - 1 Year	1-2 yrs.	2-3 yrs.	More than 3 yrs.	
A	B	C	D	E	F	G	H	I=B TO H
(i) Undisputed Trade receivables- considered good	17,726.66		12,009.66					29736.32
(ii) Undisputed Trade Receivables- which have significant increase in credit risk								-
(iii) Undisputed Trade Receivables-credit impaired								-
(iv) Disputed Trade Receivables- considered good								-
(v) Disputed Trade Receivables- which have significant increase in credit risk								-
(vi) Disputed Trade Receivables-credit impaired								-
Total	17726.66		12009.66	0.00	0.00	0.00	0.00	29736.32



Note No. 15 to the Financial Statements
Current financial assets - Cash and cash equivalents

₹ in Lakhs

AS AT	31.03.2023	31.03.2022
Balance with banks:		
In current account	1746.08	985.46
In cash credit account*	1533.60	1521.68
Deposits with original maturity of less than three months	-	2000.00
Total	3279.68	4507.14

*Quarterly returns or statements of current assets has been filed with banks and are in agreement with the books of accounts.

Note No. 16 to the Financial Statements
Current financial assets - Bank balances other than cash and cash equivalents

₹ in Lakhs

AS AT	31.03.2023	31.03.2022
Deposits with original maturity of more than three months and maturing within one year	1.71	1.21
Fly Ash utilisation fund	105.73	60.85
Total	107.44	62.06

Note No. 17 to the Financial Statements
Current financial assets - Loans

₹ in Lakhs

AS AT	31.03.2023	31.03.2022
LOANS		
Employees (including accrued interest)		
(a) Loans Receivables considered good-Secured	338.42	300.65
(b) Loans Receivable considered good-Unsecured	478.77	444.36
(c) Loans Receivable which have significant increase in Credit Risk; and	-	-
(d) Loans Receivables- credit impaired.	-	-
Total	817.19	745.01

a) Details of collateral held as security against Secured Loans:

Employee loans are secured against house property and Vehicles in line with the policies of the Company.

Note No. 18 to the Financial Statements
Current assets - Other financial assets

₹ in Lakhs

AS AT	31.03.2023	31.03.2022
Advances		
Employees		
Unsecured	0.11	0.11
Others		
Unsecured	116.19	66.36
Interest accrued on		
Term deposits	0.07	160.20
Contract assets*	-	-
Finance lease receivable	14754.98	9533.46
Security Deposit	21.09	11.85
Total	14892.44	9771.98

* Contract assets represent Company's right to consideration in exchange for goods and services that the Company has transferred/provided to customers when that right is conditioned on matters, other than passage of time and are net of credits to be passed to customers.

Note No. 19 to the Financial Statements

Current Assets - current tax assets (net)

₹ in Lakhs

AS AT	31.03.2023	31.03.2022
Current tax Assets	-	-
Total	-	-

Note No. 20 to the Financial Statements

Current assets - Other current assets

₹ in Lakhs

AS AT	31.03.2023	31.03.2022
Security deposits (unsecured)	256.94	259.70
Advances		
Contractors & Suppliers, including materials issued on loan		
Unsecured, considered good **	15818.00	14557.23
Unsecured, considered doubtful	-	3.33
Less: Provision for doubtful advances		3.33
Employees		
Unsecured, considered good	13.21	17.33
Others		
Unsecured	482.48	358.77
Tax Deducted at Source	182.32	133.24
Deferred payroll expense*	82.78	87.28
Input Tax Receivables	49.49	43.83
Total	16,885.22	15,457.38

* Loans given to employees are measured at amortised cost. The deferred payroll expenditure as difference between amortised value of the loan and the actual loan amount represents the benefits accruing to employees. The same is amortised on a straight line basis over the remaining period of the loan.

**a) Includes ₹5817.17 lakhs being the coal grade slippage, claim accounted/ deducted by NSPCL/ Bhilai, for coal supplied by M/s SECL during financial year 2015-16 & 2016-17 (this was done in line with third party sampler for sampling of coal at loading end stated in Minutes of Meeting dated 06.02.2015 issued by Ministry of Coal), the amount deducted was passed on to beneficiaries as a part of Energy Bill. SECL had subsequently deducted same amount (i.e. ₹5817.17 lakhs) from advances paid to them for supply of coal. Claim of refund of such advances by NSPCL from M/s SECL is under adjudication in AMRCD. Decision of AMRCD will be revenue neutral on NSPCL.

b) In case of Rourkela PP II, advance given to MCL amounts to ₹6426.99 lakhs (31st March' 22 : ₹3345.55 lakhs) where reconciliation of balances with MCL is under process.



Note No. 21 to the Financial Statements
Equity share capital

₹ in Lakhs

AS AT	31.03.2023	31.03.2022
Authorised		
5,00,00,00,000 shares of par value ₹ 10/- each (previous year 5,00,00,00,000 shares of par value ₹10/- each)	500000.00	500000.00
	500000.00	500000.00
Issued, subscribed and fully paid up		
98,05,00,100 shares of par value ₹ 10/- each (previous year 98,05,00,100 shares of par value ₹10/- each)	98050.01	98050.01
Total	98050.01	98050.01

a) Movements in equity share capital:

There is no movement in equity share capital during the year, as the Company has neither issued nor bought back any shares.

b) Terms and rights attached to equity shares:

The Company has only one class of equity shares having a par value ₹ 10/- per share. The holders of the equity shares are entitled to receive dividends as declared from time to time and are entitled to voting rights proportionate to their share holding at the meetings of shareholders.

c) Dividend paid :

Particulars	Paid during the year ended	
	31.03.2023	31.03.2022
(i) Dividend paid and recognised during the Year	0.00	5000.00
Final Dividend for the year ended 31 March 2022 is Nil (31 March 2021: ₹ 0.51) per equity share"		
Interim dividend for the year ended 31 March 2023 of ₹ 6.63 (31 March 2022: ₹ 1.53) per equity share	65000.00	15000.00
(ii) Dividends not recognised at the end of the reporting period	0.00	0.00
In addition to the above dividends, since year end the directors have recommended the payment of a final dividend of ₹ Nil (31 March 2022: Nil) per equity share. This proposed dividend is subject to the approval of shareholders in the ensuing Annual General Meeting.		

d) Details of shareholders holding more than 5% shares in the Company:

NTPC Ltd. & SAIL holds 49,02,50,050 (Previous Year 49,02,50,050) number of equity shares (50%) each.

Shares held by promoters at the end of the September Quarter			
Sr. No.	Promoter name	No. of Shares	% of total shares
1	NTPC Ltd	49,02,50,050	50%
2	SAIL	49,02,50,050	50%
Total		98,05,00,100	100%

Note No. 22 to the Financial Statements
Other equity

₹ in Lakhs

AS AT	31.03.2023	31.03.2022
Fly ash utilisation reserve fund		
As per last financial statements	-	-
Addition during the year (Note 39 & 40)	301.72	248.92
Adjustment during the year (Note 45 & 2)	(301.72)	(248.92)
	-	-
Corporate social responsibility (CSR) reserve		
As per last financial statements	-	9.13
Addition during the year	-	-
Adjustment/Transfer to Retained Earning	-	(9.13)
	-	-
General reserve		
As per last financial statements	2630.98	2630.98
Addition during the year	-	-
Adjustment during the year	-	-
	2630.98	2630.98
Bond Redemption Reserve		
As per last financial statements	12500.00	12500.00
Addition during the year	-	-
Adjustment during the year	(12500.00)	-
	-	12500.00
Retained earnings		
As per last financial statements	192540.14	176735.04
Add: Total Comprehensive Income for the year	47099.40	35795.98
Transfer to Bond Redemption Reserve	-	-
Transfer from Bond Redemption Reserve	12500.00	-
Transfer to CSR Reserve	-	-
Transfer from CSR Reserve	-	9.13
Interim Dividend (FY 2022-23)	(65000.00)	(15000.00)
Final Dividend Paid	-	(5000.00)
	187139.54	192540.15
Total	189770.52	207671.13

- a) Pursuant to gazette notification dated 3rd November 2009, issued by the Ministry of Environment and Forest (MOEF), Government of India (GOI), the amount collected from sale of fly ash and fly ash based products should be kept in a separate account head and shall be utilized only for the development of infrastructure or facility, promotion & facilitation activities for use of fly ash until 100 percent fly ash utilization level is achieved.
- b) During the year, proceeds of ₹301.72 lakhs (FY 2021-22: ₹248.92 lakhs) from sale of ash/ash products Note 39: ₹301.72 lakhs (Note 39, FY 2021-22: ₹248.92 lakhs) and Interest Income from Fly Ash fund Note 40: ₹ Nil (Note 40, FY 2021-22: ₹ Nil), has been transferred to fly ash utilisation reserve fund. Total amount of Note 45: ₹278.81 lakhs and Note 2 ₹22.91 lakhs is utilized during year (Note 45: FY 2021-22: ₹248.92 lakhs and Note 2: 31 March 2022: Nil) from the fly ash utilisation reserve fund on expenses incurred for activities as specified in the aforesaid notification of MOEF.



- c) In terms of Section 135 of the Companies Act, 2013 read with guidelines on corporate social responsibility issued by Department of Public Enterprises (DPE), GOI, the Company is required to spend, in every financial year, at least two per cent of the average net profits of the Company made during the three immediately preceding financial years in accordance with its CSR Policy. During the year the Company has spent an amount of ₹749.15 lakhs (Refer Note 64 for details) (FY 2021-22: ₹786.33 lakhs).
- d) In accordance with the applicable provisions of the Companies Act, 2013 read with Rules, the Company had created bonds/ debenture Redemption Reserve (DRR) out of profits of the Company @ 25% of the value of bonds/debentures, for the purpose of redemption of bonds/debentures. Ministry of Corporate Affairs has notified Companies (Share Capital and Debentures) Amendment Rules, 2019 on 16th August 2019. As per the amendment, for other unlisted companies, the adequacy of Debenture Redemption Reserve (DRR) shall be ten percent of the value of the outstanding debenture. However, since no Bonds was issued by Company after the notification of (Share Capital and Debentures) Amendment Rules, 2019, no Bond Redemption reserve was created by Company. Further, the outstanding balance of Bonds/ Debenture Redemption Reserve created up to 31 March 2019 has been written back and transferred to retained earnings as the respective bonds/ debentures has been redeemed.

Note No. 23 to the Financial Statements
Non-current financial liabilities - Borrowings

₹ in Lakhs

AS AT	31.03.2023	31.03.2022
Term loans		
Secured		
From banks	113213.16	81424.16
Unsecured		
From banks	-	3075.98
Total	113213.16	84500.14

- a) There has been no default in repayment of any of the loans or interest thereon as at the end of the year/ period.
- b) The Secured rupee term loan carries interest rate in the range of 6.60% p.a to 8.50% p.a. These are repayable in instalments as per the terms of respective agreements generally over a period of 5 to 15 years from initial disbursement after a moratorium period as mentioned in the respective loan agreements.
- c) Term Loans are secured by equitable mortgage of present & future movable & immovable properties (except current assets) as given below:
- Power plant II assets of Rourkela, Durgapur and Bhilai are mortgaged / hypothecated with State Bank of India.
 - Assets of Rourkela PP II Expansion and Durgapur PP III are mortgaged/hypothecated with State Bank of India.
 - Power plant III assets of Bhilai are mortgaged / hypothecated with Axis Bank & HDFC Bank .

Note No. 24 to the Financial Statements
Non-current financial liabilities - Lease liabilities

₹ in Lakhs

AS AT	31.03.2023	31.03.2022
Lease payable - Land	1959.48	2027.60
Total	1959.48	2027.60

Note No. 25 to the Financial Statements**Non-current financial liabilities -Trade Payables**

₹ in Lakhs

AS AT	31.03.2023	31.03.2022
For goods and services		
(A) total outstanding dues of micro and small enterprises; and	-	-
(B) total outstanding dues of creditors other than micro and small enterprises.	-	-
Total	-	-

Note No. 26 to the Financial Statements**Non-current liabilities - Other financial liabilities**

₹ in Lakhs

AS AT	31.03.2023	31.03.2022
Other Liabilities		
Payable for capital expenditure	0.41	0.62
Deposits from Contractors & others	120.25	70.05
Total	120.66	70.67

Note No. 27 to the Financial Statements**Non-current liabilities - Provisions**

₹ in Lakhs

AS AT	31.03.2023	31.03.2022
Provision for		
Employee benefits	619.72	606.96
Total	619.72	606.96

Disclosure as per Ind AS 19 on "Employee benefits" is made in Note 50.

Note No. 28 to the Financial Statements**Non-current liabilities - Deferred tax liabilities (net)**

₹ in Lakhs

AS AT	31.03.2023	31.03.2022
Deferred Tax Liabilities		
Difference in book depreciation and tax depreciation	-	-
Employee loan adjustment	-	-
Less: Deferred Tax Assets		
Provisions & other disallowances for tax	-	-
MAT Credit entitlement	-	-
Deferred tax adjustment on IndAS Transition	-	-
Deferred tax recoverable from beneficiary	-	-
Total	-	-

Note No. 29 to the Financial Statements**Non-current liabilities - Other non-current liabilities**

₹ in Lakhs

AS AT	31.03.2023	31.03.2022
Advances from customers and others	-	-
Total	-	-



Note No. 30 to the Financial Statements
Current financial liabilities - Borrowings

₹ in Lakhs

AS AT	31.03.2023	31.03.2022
Current Borrowings		
From Banks	60000.00	5000.00
Bonds 7.72% taxable	-	50000.00
Current maturities of long term borrowings		
From Banks		
Secured	13575.48	12547.37
Unsecured	4102.73	3076.29
Total	77678.21	70623.66

- a) There has been no default in repayment of any of the loans or interest thereon as at the end of the year/period.
- b) The Secured rupee term loan carries interest rate in the range of 6.60% p.a to 8.50% p.a. The unsecured rupee term loan carries interest rate of 8.20% p.a. These are repayable in instalments as per the terms of respective agreements generally over a period of 5 to 15 years from initial disbursement after a moratorium period as mentioned in the respective loan agreements.
- c) Loans are secured by equitable mortgage of present & future movable & immovable properties (except current assets) as given below:
- Power plant II assets of Rourkela, Durgapur and Bhilai are mortgaged / hypothecated with State Bank of India.
 - Assets of Rourkela PP II Expansion and Durgapur PP III are mortgaged/hypothecated with State Bank of India.
 - Power plant III assets of Bhilai are mortgaged / hypothecated with Axis Bank & HDFC Bank
- d) Working capital facility with SBI is secured by first hypothecation charge over stocks/store/spares and book debts of CPP-II's unit at Bhilai, Durgapur & Rourkela & CPP-III unit at Bhilai.

Note No. 31 to the Financial Statements
Current financial liabilities -Lease liabilities

₹ in Lakhs

AS AT	31.03.2023	31.03.2022
Lease payable - Land	68.12	62.34
Total	68.12	62.34

Note No. 32 to the Financial Statements
Current financial liabilities - Trade payables

₹ in Lakhs

AS AT	31.03.2023	31.03.2022
For goods and services		
(I) total outstanding dues of micro enterprises and small enterprises; and	1792.78	1371.40
(II) total outstanding dues of creditors other than micro enterprises and small enterprises.	20162.32	8937.35
Total	21955.10	10308.75

Disclosure with respect to micro and small enterprises as required by the Micro, Small and Medium Enterprises Development Act, 2006 (MSMED Act) is made in Note 37.

Trade Payables ageing schedule as on 31.03.2023

₹ in Lakhs

Particulars	Unbilled	Not due	Outstanding for following periods from due date of payment				Total
			Less than 1 yr.	1-2 yrs.	2-3 yrs.	More than 3 yrs.	
A	B	C	D	E	F	G	H=B TO G
(i) MSME	1263.60		528.21	0.42	0.32	0.23	1792.79
(ii) Others	3060.08		15664.53	244.70	210.40	982.60	20162.31
(iii) Disputed dues- MSME							-
(iv) Disputed dues- Others							-
Total	4323.68	-	16192.75	245.12	210.72	982.83	21955.10

Trade Payables ageing schedule as on 31.03.2022

₹ in Lakhs

Particulars	Unbilled	Not due	Outstanding for following periods from due date of payment				Total
			Less than 1 yr.	1-2 yrs.	2-3 yrs.	More than 3 yrs.	
A	B	C	D	E	F	G	H=B TO G
(i) MSME	1030.58	-	340.83	-	-	-	1371.40
(ii) Others	1917.65	-	5796.69	228.62	9.18	985.21	8937.35
(iii) Disputed dues- MSME							-
(iv) Disputed dues- Others							-
Total	2948.22	-	6137.52	228.62	9.18	985.21	10308.75

**Note No. 33 to the Financial Statements
Current liabilities - Other financial liabilities**

₹ in Lakhs

AS AT	31.03.2023	31.03.2022
Payable to Customers	-	10266.51
Payable for capital expenditure	25296.59	30939.18
Other payables	-	-
Deposits from contractors and others	5267.56	1442.39
Payable to Employees	4290.63	2229.15
Others *	1030.63	3665.03
Total	35885.41	48542.26

* Includes interest amount ₹734.48 lakhs (Previous Year ₹3268.20 lakhs) accrued but not due on domestic borrowings.



Note No. 34 to the Financial Statements
Current liabilities - Other current liabilities

₹ in Lakhs

AS AT	31.03.2023	31.03.2022
Advances from customers and others	7410.56	5164.36
Statutory dues	4588.97	578.20
Payable to Employees	177.69	116.35
Payable for capital expenditure	1194.16	416.48
Total	13371.38	6275.39

Note No. 35 to the Financial Statements
Current liabilities - Provisions

₹ in Lakhs

AS AT	31.03.2023	31.03.2022
Provision for		
Employee benefits	4938.95	4672.54
Tariff adjustment*	-	5059.74
Total	4938.95	9732.28

a) Disclosures required by Ind AS 19 'Employee Benefits' is made in Note 50.

b) Disclosure required by Ind AS 37 'Provisions, Contingent Liabilities and Contingent Assets' is made in Note 55.

*Tariff adjustment has been reversed consequent to CERC True Up Order for the period 2014-19.

Note No. 36 to the Financial Statements
Current liabilities - current tax liabilities (net)

₹ in Lakhs

AS AT	31.03.2023	31.03.2022
Current tax liabilities	-	-
Total	-	-

Note No. 37 to the Financial Statements
Payables - micro and small enterprises

₹ in Lakhs

AS AT	31.03.2023	31.03.2022
(a) Amount Remaining Unpaid to micro, small and medium enterprise at the end of accounting period		
Principal amount	3241.01	2019.09
Interest due thereon	-	-
b) the amount of interest paid by the buyer in terms of section 16 of the Micro, Small and Medium Enterprises Development Act, 2006 (27 of 2006), along with the amount of the payment made to the supplier beyond the appointed day.	-	-
c) the amount of interest due and payable for the period of delay in making payment (which has been paid but beyond the appointed day during the year) but without adding the interest specified under the Micro, Small and Medium Enterprises Development Act, 2006.	-	-

AS AT	31.03.2023	31.03.2022
d) Amount of interest accrued and remaining unpaid	-	-
e) the amount of further interest remaining due and payable even in the succeeding years, until such date when the interest dues above are actually paid to the small enterprise, for the purpose of disallowance of a deductible expenditure under section 23 of the Micro, Small and Medium Enterprises Development Act, 2006	-	-
Total	3241.01	2019.09

Note No. 38 to the Financial Statements Contingent Liability

₹ in Lakhs

AS AT	31.03.2023	31.03.2022
Claims against the company not acknowledged as debt in respect of Capital Works	2809.97	2536.99
Disputed Income Tax	1540.31	1464.15
Disputed Service Tax/GST demand	10699.55	10211.90
NGT Liability for Short Fall in Ash Utilization	-	1802.65
Grade Slippage Dispute With SECL	5817.17	5817.17
Grade Upgradation dispute with SECL	545.00	545.00
Dispute With DNH for Fixed Charges	6389.25	6011.42
Others	588.42	2375.80
Total	28389.67	30765.08

The contingent liabilities referred to in above, include an amount of estimated possible reimbursement of (i) Capital Works of ₹2626.45 Lakhs (31 March 2022: ₹ 2353.47 Lakhs), in respect of (ii) Disputed Tax of ₹1965.54 Lakhs (31 March 2022: ₹1915.17 Lakhs) (iii) NGT Liability for Shortfall in Ash Utilization of ₹ Nil (31 March 2022: ₹ 279.08 Lakhs) (iv) the possible reimbursement by way of recovery through tariff as per CERC Regulations is ₹6362.17 Lakhs (31 March 2022: ₹6362.17 Lakhs) and (v) possible reimbursement of other of ₹280.57 Lakhs (31 March 2022: ₹337.73 Lakhs)

Further Details in Respect of Contingent Liabilities is given in Note No.62

Note No. 39 to the Financial Statements Revenue from operations

₹ in Lakhs

FOR THE YEAR ENDED		31.03.2023	31.03.2022
Sale of fly ash/ash products	301.72	328598.31	283933.78
Less: Transferred to fly ash utilisation reserve fund (Note 22)	301.72		248.92
		-	-
Energy internally consumed		50.19	47.01
Other operating revenues			
Interest income on Assets under finance lease***		35205.33	9855.11
Provisions for stores written back		12.69	-
Total		363866.52	293835.90



*Keeping in view the provisions of Ind AS-116 on 'Leases' w.r.t. determining whether an arrangement contains a lease, the company has ascertained that the PPA entered into for PP-II units viz., Rourkela (including Rourkela PP II Expansion), Durgapur (PP II & PP III) & Bhilai with the beneficiary falls under the definition of finance lease. Accordingly, the written down value of the specified assets has been derecognized from PPE and accounted as Finance Lease Receivable (FLR). Recovery of capacity charges towards depreciation, interest on loan, return on equity & Incentive(pre-tax) components from the beneficiary are adjusted against FLR. The interest component of the FLR in respect of the above four elements is recognised as 'Interest income on Assets under finance lease'.

* During the Financial Year 2022-23, CERC has issued True Up Order with respect to Bhilai PP-III, for the period 2014-19 and initial order for determination of tariff for the period 2019-24. Accordingly Revenue from operation of Bhilai PP III Unit include ₹4982.91 Lakhs pertaining to earlier years.

**The electricity duty in case of Rourkela (PP-II & PPII expansion) unit is being deposited by SAIL. The amount of electricity duty mentioned above includes ₹7246.66 lakhs (Previous year ₹5343.40 lakhs) in respect of Rourkela unit. In case of Durgapur (PP II & PP III) and Bhilai (PP II & PP III) Unit, it is deposited by NSPCL.

***Due to revision of life of PPE from Mar' 2029 to Dec'2027 based on renewal of PPA with SAIL for existing PP-II of Rourkela, Durgapur and Bhilai, the interest income on related Assets under Finance lease has decreased by ₹4.48 crores.

Note No. 40 to the Financial Statements

Other income

₹ in Lakhs

FOR THE YEAR ENDED	31.03.2023	31.03.2022
Interest income from		
Loan to employees	232.37	237.69
Deposits with banks	291.32	567.98
Income tax refunds	50.74	-
Income from Insurance claim	182.00	26.01
Surcharge from Customer	1.22	2.21
Income from sale of current investments	3.24	161.80
Other non-operating income		
Sale of scrap	716.33	612.10
Miscellaneous income *	302.09	111.39
Profit on disposal of fixed assets	75.63	1.05
Provisions for Interest & Doubtful Debt Written Back/ Surcharge Received **	5059.74	-
Less : Transferred to expenditure during construction period (Note 46)	7.19	21.81
Total	6907.49	1698.42

* Miscellaneous income includes income from township recoveries, emd/ sd forfeited, hire charges vehicle & service bond recovery.

**During the Financial Year surcharge of ₹ 195.92 Lakhs (Previous year ₹ 168.96 lakhs) was billed to Dadra and Nagar Haveli but amount was not recognized due to uncertainty of realization.

**Provision written back represents reversal of provision for interest of ₹ 5059.74 Lakhs (Previous Year:NIL) consequent to CERC True Up Order for the period 2014-19.

Note No.41 to the Financial Statements**Fuel cost**

₹ in Lakhs

FOR THE YEAR ENDED	31.03.2023	31.03.2022
Coal *	207942.44	175451.46
Furnace oil	404.52	349.54
LDO	6332.69	1736.95
HSD	10.25	-
Biomass pellets	15.20	-
Total	214705.10	177537.95

* During the current financial year company's Rourkela PP-II Power plant, has received part of its coal requirement directly through its FSA with MCL Sambalpur, while part supplies were made free of cost by SAIL RSP. The Accounting of Both Supplies, i.e. ₹3245.83 Lakhs (Previous Year ₹4073.45 Lakhs), received from MCL Sambalpur and ₹42458.55 Lakhs (Previous year: ₹27857.05 Lakhs) received, from SAIL RSP have been made at landed cost to Rourkela PP-II.

Direct costs i.e. employee cost, depreciation and repair and maintenance related to the coal handling system has been considered for valuation of coal as "Other fuel Cost".

Note No. 42 to the Financial Statements**Employee benefits expense**

₹ in Lakhs

FOR THE YEAR ENDED	31.03.2023	31.03.2022
Salaries and wages *	18157.89	14762.75
Contribution to provident and other funds	3157.07	2723.20
Unwinding of deferred payroll expense	105.59	106.92
Staff welfare expenses	2093.05	2022.89
	23513.60	19615.76
Less: Allocated to fuel cost	848.49	1037.18
Transferred to expenditure during construction period (Note 46)	1289.72	3144.31
Total	21375.39	15434.27

a) Disclosures as per Ind AS 19 in respect of provision made towards various employee benefits are made in Note 50.

*b) Includes ₹14.42 lakhs (Previous year: ₹14.34 lakhs) towards lease payments (net of recoveries) in respect of premises for residential use of employees.

Note No. 43 to the Financial Statements**Finance costs**

₹ in Lakhs

FOR THE YEAR ENDED	31.03.2023	31.03.2022
Interest on		
Rupee term loans	9057.73	10563.90
Cash credit	2858.66	33.38
Unwinding of discount on account of vendor liabilities	20.26	60.03
	11936.65	10657.31
Other borrowing costs	43.85	(18.67)
Commitment charges	8.05	30.29
Finance cost for leased land	190.62	195.91
Sub total	12179.17	10864.84
Less : Transferred to expenditure during construction period (Note 46)	2274.50	9955.04
Total	9904.67	909.80



Other borrowing costs - Others, include Finance Charges on Bank/LC Charges.

Note No. 44 to the Financial Statements
Depreciation, amortization and impairment expense

₹ in Lakhs

FOR THE YEAR ENDED	31.03.2023	31.03.2022
On property plant and equipment	7935.33	14518.46
On intangible assets	13.40	9.28
	7948.73	14527.74
Less: Allocated to fuel cost	334.96	569.79
Transferred to expenditure during construction period (Note 46)	9.23	87.17
Total	7604.54	13870.78

Depreciation of PP-II Units, Rourkela PP-II Expansion and Durgapur PP III include depreciation of asset sold during the year.

Note No. 45 to the Financial Statements
Other expenses

₹ in Lakhs

FOR THE YEAR ENDED		31.03.2023	31.03.2022
Power charges	141.13		205.47
Less: Recovered from contractors & employees	24.81		24.64
		116.32	180.83
Water charges		4955.38	4200.71
Stores consumed		662.50	622.76
Rent	45.53		45.53
Less: Recoveries	-		-
		45.53	45.53
Repairs & maintenance			
Buildings		345.51	371.73
Plant & machinery		12466.51	11925.35
Others		3073.46	2119.53
Insurance		1126.50	1012.74
Brokerage and commission		10.69	27.44
Rates and taxes		676.84	613.93
Water cess & environment protection cess		26.17	23.72
Training & recruitment expenses	171.96		54.21
Less: Receipts	0.35		-
		171.61	54.21
Communication expenses		248.92	342.07
Travelling expenses		848.71	847.60
Tender expenses	1.48		1.74
Less: Receipt from sale of tenders	6.92		4.27
		(5.44)	(2.53)
Payment to auditors		21.79	20.06
Advertisement and publicity		33.92	0.87
Electricity Duty		25361.92	20982.44

₹ in Lakhs

FOR THE YEAR ENDED		31.03.2023	31.03.2022
Parallel operation charges		1895.06	1209.01
Security expenses		4586.48	3866.91
Entertainment expenses		98.71	82.95
Expenses for guest house	164.36		144.79
Less: Recoveries	0.36		1.70
		164.00	143.09
Education expenses		0.42	0.41
Ash utilisation & marketing expenses		3920.26	1587.51
Professional charges and consultancy fee		246.70	520.00
Legal expenses		56.92	52.03
EDP hire and other charges		453.48	292.76
Printing and stationery		17.87	19.67
Hiring of vehicles		314.38	278.62
Horticulture expenses		210.98	164.66
Loss on disposal of fixed assets (Net)/Write-off of fixed assets		293.21	1088.94
Survey and investigation expenses written off		56.02	48.61
Miscellaneous expenses		81.01	102.59
		62582.34	52846.75
Less: Allocated to fuel cost		1614.85	744.83
Discounting of Long Term Liability		17.02	18.07
Transferred to fly ash utilisation reserve fund (Note 22)		278.81	248.92
Transferred to expenditure during construction period (Note 46)		340.95	2901.49
		60330.71	48933.44
Corporate Social Responsibility (CSR) expense		749.15	838.91
Provisions for			
Obsolescence in stores		5.34	13.81
Interest on refund to customers		1140.51	892.67
Shortage in stores		0.28	-
Total		62225.99	50678.83
<u>Details in respect of payment to auditors as Auditors</u>			
Audit Fee		14.42	14.00
Tax Audit Fee		3.60	3.50
<u>In Other Capacity</u>		-	-
Other services (certification fee)		2.60	2.56
Reimbursement of expenses & Others		1.17	-
Total		21.79	20.06



Note No. 46 to the Financial Statements
Expenditure during construction period (net)

₹ in Lakhs

FOR THE YEAR ENDED	31.03.2023	31.03.2022
A. Employee benefits expense		
Salaries and wages	1216.02	2883.49
Contribution to provident and other funds	51.58	143.46
Staff welfare expenses	22.12	117.36
Total (A) (Note 42)	1289.72	3144.31
B. Finance costs		
Interest on Rupee term loans	2274.50	10007.77
Others	-	(52.73)
Total (B) (Note 43)	2274.50	9955.04
FOR THE YEAR ENDED	31.03.2023	31.03.2022
C. Depreciation and amortisation (Note 44)	9.23	87.17
D. Generation, administration & other expenses		
Power charges	18.39	92.52
Water charges	26.68	430.29
Repair & maintenance	209.23	1930.96
Insurance	-	0.82
Brokerage and commission	-	-
Rates and taxes	2.57	22.45
Communication expenses	4.09	24.24
Travelling expenses	28.36	116.61
Tender expenses	-	-
Advertisement & publicity	-	-
Entertainment expenses	2.99	12.54
Professional charges & consultancy fee	8.88	146.87
Printing and stationery	-	0.22
Miscellaneous expenses	39.76	123.97
Total (D) (Note 45)	340.95	2901.49
E. Less: Other income		
Interest on term deposit	-	-
Interest on employee loan	-	-
Miscellaneous income	7.19	21.81
Total (E) (Note 40)	7.19	21.81
Grand total (A+B+C+D-E) *	3907.21	16066.20

* Carried to capital work-in progress - (Note 3 & 5)

47. Disclosure as per Ind AS 1 "Presentation of Financial Statements"

A) Changes in significant accounting policies (Note 1):

During the year, following changes to the accounting policies have been made:

- In Accounting policy no C.1.1, C.1.2 & C.1.4 related to 'Property, Plant and Equipment', certain minor changes and addition have been made to provide for additional clarification.

- b) In Accounting policy no C.3.1 related to 'Intangible assets under development' and C 22.1 'Financial Assets', an addition have been made to provide for additional clarification.
- c) Modification in language has been made in accounting policy no C 10.2 (Other income) to enhance understanding of policy.
- d) Addition has been made in accounting policy no C.12 'Employee Benefits' with regard to the contribution towards pension and certain changes have been made to enhance unstanding of policy.
- e) Deletion has been made in accounting policy no C.17 ' Income Tax' for non-applicable provisions related to payment of dividend.
- f) Certain minor changes has been made in accounting policy No. D (Use of estimates and management judgements) to improve understandability.

B) Reclassifications and Comparative figures :

Certain reclassifications have been made to the comparative period's financial statements to enhance comparability with the current year's financial statements. Further, certain changes and additions have been made in notes (Note 30 Current Borrowings and Note 63 Additional disclosures) in compliance with Schedule III of Companies Act'2013. However, there is no impact on the financial statements in terms of value due to such reclassification, changes and additions.

As a result, certain line items have been reclassified in the balance sheet, statement of Profit and loss and statement of cash flows, the details of which are as under:

₹ in Lakhs

SI. NO.	Particulars	Amount before reclassification	Reclassification	Amount after reclassification
1	Current assets - Other financial assets	17,232.13	(7,460.15)	9,771.98
	Current financial assets - Trade receivables	12,009.66	17,726.66	29,736.32
2	Current liabilities - Other financial liabilities	38,275.75	10,266.51	48,542.26
3A	Employee Benefit Expense - Contribution to provident and other fund	2,658.61	64.59	2,723.20
3B	Employee Benefit Expense - Staff welfare expenses	2,087.48	(64.59)	2,022.89

There has been no change in the values of cash flow arising from operating, investing and financing activities due to reclassification.

48. Disclosure as per Ind AS 2 "Inventories"

(a) Amount of inventories consumed and recognized as expense during the year is as under:

₹ in Lakhs

Particulars	For the year ended 31 March 2023	For the year ended 31 March 2022
Fuel Cost	1,14,971.13	89,190.34
Others	16,372.41	14,811.85

*Includes imported materials consumed during the year ended 31 March 2023 amounting to ₹26,432.96 lakhs (31 March 2022: ₹83.95 lakhs).

(b) Carrying amount of inventories pledged as security for borrowings as at 31st March 2022 is ₹24723.25 Lakhs (31 March 2022 : 17467.53 Lakhs)


49. Disclosure as per Indian Accounting Standard - 12 on 'Income taxes

₹ in Lakhs

FOR THE PERIOD ENDED	31.03.2023	31.03.2022
(A) Income Tax Expense		
i) Income tax recognised in statement of profit and loss		
Current tax expense		
Current year	8,711.92	6,651.40
Adjustment for prior periods (Written Back)/ Created	-	-
	8,711.92	6,651.40
FOR THE PERIOD ENDED	31.03.2023	31.03.2022
Deferred tax expense		
Origination and reversal of temporary differences	4,413.53	776.58
MAT Credit Entitlement	(5,200.33)	(6,124.88)
	(786.80)	(5,348.30)
Total Income tax recognised in statement of profit and loss	7,925.12	1,303.10

ii) Income tax recognised in other comprehensive income

₹ in Lakhs

FOR THE PERIOD ENDED	31.03.2023			31.03.2022		
	Before tax	Tax expense/ (benefit)	Net of tax	Before tax	Tax expense/ (benefit)	Net of tax
- Net actuarial gains/(losses) on defined benefit plans	80.22	14.01	66.21	(4.37)	(0.76)	(3.61)
- Net gains/(losses) on fair value of equity instruments measured through other comprehensive income	-	-	-	-	-	-
	80.22	14.01	66.21	(4.37)	(0.76)	(3.61)

(iii) Reconciliation of tax expense and the accounting profit multiplied by India's domestic tax rate

₹ in Lakhs

FOR THE PERIOD ENDED	31.03.2023	31.03.2022
Profit before tax	54,958.30	37,102.69
Tax using the Company's domestic tax rate of 17.472% (31 March 2022-17.472%)	9,602.31	6,482.58
Tax effect of:		
Non-deductible tax expenses	(890.38)	158.25
Others		10.57
Prior Period	-	-
Deferred Tax (Asset)/Liability	4,413.53	776.58
MAT Credit Entitlement	(5,200.33)	(6,124.88)
	7,925.13	1,303.10
At the effective income tax rate of 14.42 % (31 March 2022: 3.51%)	14.42	3.51

(B) MAT Credit available* to the Company in future:

₹ in Lakhs

AS AT	31.03.2023	Expiry date	31.03.2022	Expiry date
Financial years				
For the year 2022-23	5,200.33	31.03.2038		
For the year 2021-22	6,067.25	31.03.2037	6,067.25	31.03.2037

For the year 2020-21	3,699.93	31.03.2036	3,502.24	31.03.2036
For the year 2019-20	3,775.61	31.03.2035	3,580.53	31.03.2035
For the year 2018-19	3,644.81	31.03.2034	3,644.81	31.03.2034
For the year 2017-18	3,927.85	31.03.2033	3,927.85	31.03.2033
For the year 2016-17	2,837.74	31.03.2032	2,837.74	31.03.2032
For the year 2015-16	4,669.74	31.03.2031	4,669.74	31.03.2031
For the year 2014-15	1,146.03	31.03.2030	1,146.03	31.03.2030
For the year 2012-13	7,272.69	31.03.2028	7,272.69	31.03.2028
For the year 2011-12	6,252.53	31.03.2027	6,252.53	31.03.2027
For the year 2010-11	3,776.91	31.03.2026	3,776.91	31.03.2026

*For financial year 2015-16, Consequent to disallowance of claim of Depreciation on enabling assets, provision of MAT Credit available of ₹22.44 Lakhs was created in Accounts which is reversed on favorable decision by CIT (A). Similarly, For Financial Year 2017-18, Assessing Officer had made an addition of ₹49.51 lakhs towards disallowance of Expense Incurred for earning Exempt Income as per section 14A r.w.s 8D. Consequent to favorable decision by CIT (A), provision of MAT Credit for ₹10.57 lakhs created in earlier year reversed.

The company has opted for Section 80 IA tax benefit from financial year 2014-15 to 2023-24 in respect of Bhilai PP-III unit commissioned in financial year 2009-10. As a result of the said tax benefit, the entire taxable profit generated from PP-III is exempted from payment of Income Tax and Company is liable to compute & pay its taxes under MAT provisions for the financial year 2022-23.

(C) There are no unused tax losses to be carried forward as on 31 March 2023 and 31 March 2022.

49 A. Disclosure as per Indian Accounting Standard - 12 on 'Income taxes' Appendix "C"

Possible Impact on Taxable Profit/ Tax Bases / Unused Tax Credits as on 31st March 2023.

FINANCIAL YEAR	Subjudice Authority	Amount in dispute (₹ Lakhs)	Possible Impact (₹Lakhs)	MATTER	Remarks, if any
2006-07*	Supreme Court of India	331.58	112.70	Disallowance of deduction of Interest Earned on Temporary deposit of Construction Fund from Project Cost	Decided by Delhi High Court in Company Favour
		Interest	190.46		
2008-09*	High Court	1,538.00	522.00	Disallowance of deduction of Interest Earned on Temporary deposit of Construction Fund from Project Cost	Decided by Income Tax Appellate Tribunal in Company Favour
		Interest	715.14		
2009-10***	Income Tax Appellate Tribunal	20,317	6,592.55	Disallowance of Claim of Additional Depreciation on Plant & Machinery	Decided by Commissioner of Income Tax Appeals in Company's Favour
2010-11***	Supreme Court of India	1,412.83	458.44	Disallowance of Claim of Additional Depreciation on Plant & Machinery	Decided by Delhi High Court in Company Favour
2010-11***	Supreme Court of India	55.67	18.07	Disallowance of claim of deduction of Other Retirement Benefit	Decided by Delhi High Court in Company Favour



POSSIBLE IMPACT

* Disclosed in Contingent Liability

*** In respect of these cases, there is possible reduction in MAT credit entitlement to the extent of ₹7069.06 Lakhs shown as asset in Note No.10 because these cases pending at different stages, with various appellate authorities of Income Tax. Judicial outcome of these appeals was in Company favour as on balance sheet date. However there is no Cash outflow in these cases since tax amount is already deposited with Income Tax Department. Further as on Balance Sheet date possibility of an outflow of resources embodying economic benefits is remote in respect of these matters.

50. Disclosures as per Ind AS 19 on "Employee Benefits"

(I) In respect of NSPCL own employees, the various defined employee benefit schemes are as under :

(i) Defined Contribution Plans:

Pension

The defined contribution pension scheme of the Company for its own employees which is effective from 1st January 2007, is administered through a separate trust. The obligation of the Company is to contribute to the trust to the extent of amount not exceeding 30% of basic pay and dearness allowance less employer's contribution towards provident fund, gratuity, post retirement medical facility (PRMF) or any other retirement benefits. The Company's contribution towards pension is made to National Pension System Trust (NPS) for the employees opted for the scheme. An amount of ₹ 956.88 lakhs (31 March 2022 : ₹943.71 lakhs) for the year is recognized as expense towards contributions to the defined contribution pension scheme of the Company/NPS for the year and charged to the statement of profit and loss.

(ii) Defined Benefit Plan:

A. Provident Fund

The Company pays fixed contribution to provident fund at pre-determined rate, for its own employees to a separate trust namely NSPCL Employees Provident Fund Trust, which invests the funds in permitted securities. Contribution to family pension scheme is paid to the appropriate authorities. The contribution of ₹935.92 lakhs made to the trust for the year 2022-23 (31 March 2022: ₹888.42 lakhs) is charged to the statement of Profit and Loss. The Company has an obligation to ensure minimum rate of return as notified by the EPFO to the members as per the terms of deed of NSPCL employees' provident fund trust. Accordingly, the company has obtained report of the actuary, based on which overall interest earnings and cumulative surplus is more than the statutory interest payment requirement for all the periods presented.

The above mentioned schemes is funded by NSPCL and its employees.

₹ in Lakhs

FOR THE PERIOD ENDED	31.03.2023	31.03.2022
Provident Fund		
Present value of obligation as at year end	24,584.95	22,824.68
Fair value of plan assets as at year end	24,609.48	22,928.51
Surplus/(Deficit)	24.53	103.83

B. Gratuity

a) The Company has a defined benefit gratuity plan. Every employee including non executive absorbed from SAIL, who have rendered continuous service of five years or more is entitled to gratuity at 15 days

salary {15/26 X (last drawn basic salary plus dearness allowance)} for each completed year of service subject to a maximum of ₹20 lakhs on superannuation, resignation, termination, disablement or on death, considering the provisions of the Payment of Gratuity Act 1972, as amended.

The scheme is funded by the Company and is managed by a separate trust namely NSPCL Employees Gratuity Fund Trust. The liability for the same is recognized on the basis of actuarial valuation and charged to statement of profit and loss .

Based on the actuarial valuation obtained in this respect, the following table sets out the status of the gratuity and the amounts recognised in the Company's financial statements as at balance sheet date:

₹ in Lakhs

FOR THE PERIOD ENDED	31.03.2023	31.03.2022
Net defined benefit (asset)/liability :		
Gratuity	3,786.14	3,707.38
Non-current	3,498.97	3,291.55
Current	287.17	415.82

b) Movement in net defined benefit (asset)/liability

₹ in Lakhs

FOR THE PERIOD ENDED	Defined benefit obligation		Fair value of plan assets		Net defined benefit (asset)/ liability	
	31.03.2023	31.03.2022	31.03.2023	31.03.2022	31.03.2023	31.03.2022
Opening balance	3,707.38	3,643.14	3,591.02	3,505.40	116.36	137.74
Included in statement of profit and loss:						
Current service cost	387.06	224.58			387.06	224.58
Past service cost					-	-
Interest cost (income)	259.52	245.91	251.37	236.61	8.15	9.30
Total amount recognised in statement of profit and loss	646.58	470.49	251.37	236.61	395.21	233.88
Included in OCI:						
Remeasurement loss (gain):						
Actuarial loss (gain) arising from:						
Demographic assumptions						
Financial assumptions	-150.06	(94.67)	-	-	(150.06)	(94.67)
Experience adjustment	-124.18	(30.77)	-	-	(124.18)	(30.77)
Return on plan assets excluding interest income	-	-	33.27	(7.91)	(33.27)	7.91
Total amount recognised in OCI	(274.24)	(125.44)	33.27	(7.91)	(307.53)	(117.53)
Others						
Contributions paid by the employer	0	-	116.35	137.74	(116.35)	(137.74)
Benefits paid	-293.57	(280.82)	-293.57	(280.82)	-	-
Total	(293.57)	(280.82)	(177.22)	(143.08)	(116.35)	(137.74)
Closing balance	3,786.15	3,707.38	3,698.44	3,591.02	87.69	116.36



C. Post-Retirement Medical Facility (PRMF)

(a) The Company has Post-Retirement Medical Facility (PRMF), under which the retired employees and their spouses are provided medical facilities in the Company's empanelled hospitals. They can also avail treatment as out-patient subject to a ceiling fixed by the Company. The liability for the same is recognised annually on the basis of actuarial valuation and charged to statement of profit and loss.

Based on the actuarial valuation obtained in this respect, the following table sets out the status of the Post-Retirement Medical Facility (PRMF) and the amounts recognised in the Company's financial statements as at balance sheet date:

₹ in Lakhs

FOR THE PERIOD ENDED	31.03.2023	31.03.2022
Net defined benefit (asset)/liability :		
Post-Retirement Medical Facility (PRMF)	2,741.15	2,343.49
Non-current	2,637.79	2,254.67
Current	103.36	88.82

b) Movement in net defined benefit (asset)/liability

₹ in Lakhs

FOR THE PERIOD ENDED	Defined benefit obligation		Fair value of plan assets		Net defined benefit (asset)/ liability	
	31.03.2023	31.03.2022	31.03.2023	31.03.2022	31.03.2023	31.03.2022
Opening balance	2,343.49	2,022.55	2,108.88	1,890.93	234.62	131.62
Contribution for Employees retired before 01.01.07					-	-
Included in statement of profit and loss:						
Current service cost	95.24	89.46			95.24	89.46
Past service cost						
Interest cost (income)	164.04	136.52	147.76	169.32	16.28	(32.80)
Total amount recognised in statement of profit and loss	259.28	225.98	147.76	169.32	111.52	56.66
Included in OCI:						
Remeasurement loss (gain):						
Actuarial loss (gain) arising from:						
Demographic assumptions						
Financial assumptions	-130.83	(103.15)	-	-	(130.83)	(103.15)
Experience adjustment	390.71	314.85	-	-	390.71	314.85
Return on plan assets excluding interest income					-	-
Total amount recognised in other comprehensive income	259.88	211.70	-	-	259.88	211.70
Other						
Contributions paid by the employee	-	-	29.84	33.75	(29.84)	(33.75)
Contributions paid by the employer	-	-	234.61	131.61	(234.61)	(131.61)
Benefits paid	-121.5	(116.74)	-121.5	(116.74)	-	-
Total	(121.50)	(116.74)	142.95	48.62	(264.45)	(165.36)
Closing balance	2,741.15	2,343.49	2,399.59	2,108.88	341.57	234.62

D. Other retirement benefit plans

- a) Other retirement benefit plans include baggage allowance for settlement at home town for employees and dependents and farewell gift to the superannuating employees.

The scheme above is unfunded and liability for the same is recognised on the basis of actuarial valuation.

Based on the actuarial valuation obtained in this respect, the following table sets out the status of other retirement benefit plans and the amounts recognised in the Company's financial statements as at balance sheet date:

₹ in Lakhs

FOR THE PERIOD ENDED	31.03.2023	31.03.2022
Net defined benefit (asset)/liability :		
Terminal Benefits	333.15	342.73
Non-current	319.6	325.85
Current	13.55	16.88

- b) Movement in net defined benefit (asset)/liability

₹ in Lakhs

FOR THE PERIOD ENDED	Defined benefit obligation		Fair value of plan assets		Net defined benefit (asset)/ liability	
	31.03.2023	31.03.2022	31.03.2023	31.03.2022	31.03.2023	31.03.2022
Opening balance	342.74	329.59	-	-	342.74	329.59
Included in profit or loss:						
Current service cost	26.95	30.45	-	-	26.95	30.45
Past service cost						
Interest cost (income)	23.99	22.25	-	-	23.99	22.25
Total amount recognised in profit or loss	50.94	52.69	-	-	50.94	52.69
Included in OCI:						
Remeasurement loss (gain):						
Actuarial loss (gain) arising from:						
Demographic assumptions						
Financial assumptions	-36.12	(30.53)	-	-	(36.12)	(30.53)
Experience adjustment			-	-	-	-
Return on plan assets excluding interest income						
Total amount recognised in other comprehensive income	(36.12)	(30.53)	-	-	(36.12)	(30.53)
Others						
Contributions paid by the employer					-	-
Benefits paid	-24.42	(9.01)	-	-	(24.42)	(9.01)
Total	(24.42)	(9.01)	-	-	(24.42)	(9.01)
Closing balance	333.14	342.74	-	-	333.14	342.74



OTHER DISCLOSURES

a. Plan assets

Plan assets comprise the following

₹ in Lakhs

FOR THE PERIOD ENDED	31.03.2023			31.03.2022		
	Quoted	Unquoted	Total	Quoted	Unquoted	Total
State government securities	2,222.28	-	2,222.28	1,886.97	-	1,886.97
Central government securities	109.64	-	109.64	109.64	-	109.64
Corporate bonds/debentures	189.41	-	189.41	194.23	-	194.23
Funds managed by insurer	3,570.51	-	3,570.51	3,477.34	-	3,477.34
Bank balance	50.93	-	50.93	51.42	-	51.42
	6,142.77	-	6,142.77	5,719.60	-	5,719.60

b. Actuarial assumptions

The following were the principal actuarial assumptions at the reporting date:

FOR THE PERIOD ENDED	31.03.2023	31.03.2022
Discount rate	7.40%	7.00%
Expected return on plan assets		
Gratuity	7.40%	7.00%
PRMF	7.40%	7.00%
Annual increase in costs	6.50%	6.50%
Salary escalation rate	6.50%	6.50%

The estimates of future salary increases considered in actuarial valuation, take account of inflation, seniority, promotion and other relevant factors, such as supply and demand in the employment market. Further, the expected return on plan assets is determined considering several applicable factors mainly the composition of plan assets held, assessed risk of asset management and historical returns from plan assets.

c. Sensitivity analysis

Reasonably possible changes at the reporting date to one of the relevant actuarial assumptions, holding other assumptions constant, would have affected the defined benefit obligation by the amounts shown below.

₹ in Lakhs

FOR THE PERIOD ENDED	31.03.2023		31.03.2022	
	Increase	Decrease	Increase	Decrease
Discount rate (0.5% movement)	-363.89	371.53	-353.86	357.19
Annual increase in costs (0.5% movement)-For PRMF, Baggage & Farewell	193.76	-179.15	161.17	-175.62
Salary escalation rate (0.5% movement)-For Gratuity	76.07	-103.95	75.32	-78.92

Although the analysis does not take account of the full distribution of cash flows expected under the plan, it does provide an approximation of the sensitivity of the assumptions shown.

The sensitivity analysis above have been determined based on a method that extrapolates the impact on defined benefit obligation as a result of reasonable changes in key assumptions occurring at the end of the reporting period. This analysis may not be representative of the actual change in the defined benefit obligations as it is unlikely that the change in assumptions would occur in isolation of one another as some of the assumptions may be correlated.

d. Risk Exposure

Through its defined benefit plans, the company is exposed to a number of risks, the most significant of which are detailed below:

(i) Asset volatility

The plan liabilities are calculated using a discount rate set with reference to government bond yields; if plan assets under perform this yield, this will create a deficit. Most of the plan asset investments are in fixed income securities with high grades and in government securities. These are subject to interest rate risk and the fund manages interest rate risk with derivatives to minimise risk to an acceptable level. A portion of the funds are invested in equity securities and in alternative investments which have low correlation with equity securities. The company has a risk management strategy where the aggregate amount of risk exposure on a portfolio level is maintained at a fixed range. Any deviations from the range are corrected by rebalancing the portfolio. The company intends to maintain the above investment mix in the continuing years.

(ii) Changes in discount rate

A decrease in discount rate will increase plan liabilities, although this will be partially offset by an increase in the value of the plans' asset holdings.

(iii) Inflation risks

In the pension plans, the pensions in payment are not linked to inflation, so this is a less material risk.

(iv) Life expectancy

The pension plan obligations are to provide benefits for the life of the member, so increases in life expectancy will result in an increase in the plans' liabilities. This is particularly significant where inflationary increases result in higher sensitivity to changes in life expectancy.

The company actively monitors how the duration and the expected yield of the investments are matching the expected cash outflows arising from the employee benefit obligations. The company has not changed the processes used to manage its risks from previous periods. Investments are well diversified, such that the failure of any single investment would not have a material impact on the overall level of assets.

e. Expected contributions to the defined benefit plan in future years (Maturity analysis)

₹ in Lakhs

	less than 1 Year	Between 1-2 Year	Between 2-5 Years	Over 5 Years	Total
31 March 2023					
Gratuity	287.17	135.01	616.51	2,747.44	3,786.13
Post-retirement medical facility (PRMF)	103.36	110.06	419.26	2,108.48	2,741.16
Other retirement benefit plans	13.55	7.83	36.22	275.54	333.14
Total	404.08	252.90	1,071.99	5,131.46	6,860.43

₹ in Lakhs

	less than 1 Year	Between 1-2 Year	Between 2-5 Years	Over 5 Years	Total
31 March 2022					
Gratuity	415.82	199.01	497.56	2,594.98	3,707.38
Post-retirement medical facility (PRMF)	88.82	94.58	346.92	1,813.16	2,343.49
Other retirement benefit plans	16.88	9.85	30.04	284.96	341.73
Total	521.52	303.45	874.52	4,693.11	6,392.60



Expected contributions to post-employment benefit plans for the year ending 31 March 2022 are ₹463.13 lakhs.

The weighted average duration of the defined benefit plan obligation at the end of the reporting period is 15.19 years (31 March 2022: 15.51 years).

- f. Total amount booked under OCI for (ii) A(b), B(b) & D(b) charged to profit & loss account is ₹66.21 lakhs (net of taxes) gross income of ₹80.23 lakhs (31 March 2022: ₹(3.61) lakhs (net of taxes) gross ₹4.38 lakhs).

E. Leave

The Company provides for earned leave benefit (including compensated absences) and half-pay leave to the employees of the Company which accrue annually at 30 days and 20 days respectively. Earned leave is en-cashable while in service and on separation upto a maximum of 300 days. Half-pay leaves (HPL) are en-cashable only on separation up to the maximum of 300 days as per company's policy. However, total number of leaves (i.e EL & HPL combined) that can be encashed on superannuation shall be restricted to 300 days and no commutation of half-pay leave shall be permissible. The scheme is unfunded and liability is recognised on the basis of actuarial valuation. During the year, provision amounting to ₹721.27 lakhs (31 March 2022: ₹978.10 lakhs) for the year has been made on the basis of actuarial valuation at the year end and debited to the statement of Profit and Loss.

F. Other Employee Benefits

Provision for long service award amounting to ₹25.29 lakhs (31 March 2022: ₹30.17 lakhs) and economic rehabilitation scheme amounting to ₹44.24 lakhs (31 March 2022: ₹49.84 lakhs) for the year have been made on the basis of actuarial valuation at the year end and debited to the statement of Profit and Loss.

(II) In respect of employees of NTPC Ltd on Secondment basis to NSPCL:

In accordance with Significant Accounting Policy No. 12.1 an amount of ₹528.77 lakhs (previous Year ₹491.31 lakhs) towards provident fund, Pension, Gratuity, Post retirement medical facilities & other terminal benefits and ₹135.60 lakhs (Previous Year ₹129.28 lakhs) towards leave, are paid/ payable to the promoter Company, NTPC Ltd and included under, "Employee benefits expense".

51. Disclose as per Ind AS 23 'Borrowing Costs

Borrowing costs capitalized during the year is ₹2274.50 Lakhs (31 March 2022: ₹9955.04 Lakhs).

52. Disclosure as per Indian Accounting Standard (Ind AS) - 24 'Related Party Disclosures'

A) Related parties:

i) Jointly Controlled by Government Entities

NTPC and SAIL with 50% shareholding of each company

ii) Joint Venture & Subsidiary of Promoters Company NTPC

Subsidiaries of NTPC:

1. NTPC Vidyut Vyapar Nigam Limited.(NVVN)

Joint ventures of NTPC:

1. Utility Powertech Limited,
2. NTPC-GE Power Services Private Limited (Previously NTPC-Alstom Power Services Private Limited).
3. Energy efficiency Services Ltd

B) Key Managerial Personnel (KMP):

Names & Designation	In Position in NSPCL	
	From	To
Shri. Debashish Chattopadhyay, Chief Executive Officer	17.09.2021	09.02.2023
Shri. Basuraj Goswami, Chief Executive Officer	21.02.2023	Till date
Shri N.K.Gupta, Chief Financial officer	20.05.2019	30.06.2022
Shri. Rajiv Srivastava, Chief Financial Officer	14.07.2022	Till date
Mrs. Alka Saigal*, Director	22.08.2018	30.04.2022
Shri. Adesh*, Director	25.01.2019	02.02.2023
Shri Ashok Kumar Panda*, Director	20.09.2019	Till date
Shri Anish Kumar Bhatta*, Director	05.11.2019	17.07.2022
Shri D K Patel*, Chairman	28.04.2020	Till date
Shri P K Sarkar*, Director	29.01.2021	Till date
Ms. Shobha Pattabhiraman*, Director	24.05.2022	Till date
Mr. M.B. Balakrishnan*, Director	13.08.2022	Till date
Ms Dimpay Trikha, Company Secretary	09.12.2019	08.09.2022
Ms Shagun Bajpai, Company Secretary	21.02.2023	Till date

* Non executive directors having authority and responsibility for planning, directing and controlling the activities of the entity are included in KMP.

C) Post Employment Benefit Plans:

1. NSPCL Employees Provident Fund,
2. NSPCL Employees Gratuity Fund,
3. NSPCL Post Retirement Employees Medical Benefit Fund,
4. NSPCL Defined Contribution Pension Trust

D) Entities under the control of the same government:

The Company is a Joint Venture of Central Public Sector Undertaking (CPSU) in which majority of shares are held by Central Government. Pursuant to Paragraph 25 & 26 of Ind AS 24, entities over which the same government has control or joint control of, or significant influence, then both the reporting entities and other entities shall be regarded as related parties and limited disclosures are required to be made in the Ind AS financial statements. Such entities with which the Company has significant transactions are regarded as related parties. The Company has applied the exemption available for government related entities such as Coal India Limited, Singareni Coalfields Ltd, BHEL, SAIL, NTPC, Indian Oil Corporation Limited, Bharat Petroleum Corporation Ltd. etc. As per Ind AS 24, only commercial transactions with such entities needs to be disclosed.

E) Transactions with the related parties are as follows:

₹ in Lakhs

Promoter Companies & Subsidiaries and Joint Venture of Promoter Companies as per A i & ii	Subsidiaries		Joint Venture Companies						Promoter Companies			
	NVVN		UPL		EESL		NTPC-GE Power Services Private Limited		NTPC		SAIL	
Particulars	2022-23	2021-22	2022-23	2021-22	2022-23	2021-22	2022-23	2021-22	2022-23	2021-22	2022-23	2021-22
Transactions during the year	-	-	-	-	-	-	-	-	-	-	-	-
works/services for services received by the Company	1.18	-	1,845.61	4,049.45	-	0.56	-	5.43	231.94	472.81	-	29.00
works/services for services provided by the Company	-	-	-	-	-	-	-	-	-	-	-	-
Purchases or Sales of Goods	-	-	-	-	52.23	40.08	-	-	10,565.50	834.67	350.62	317.19
Sales of Energy/ Others as per Ind AS 116	-	58.66	-	-	-	-	-	-	-	-	2,90,759.50	2,38,995.37
Others	-	-	-	0.86	-	-	-	-	-	0.32	32,228.65	34,828.08
Dividend paid	-	-	-	-	-	-	-	-	32,500.00	10,000.00	32,500.00	10,000.00


F) Compensation to Key Managerial Personnel as per (B) above

₹ in Lakhs

Details	2022-23	2021-22
-Short term employee benefits	252.76	200.01
-Post employment benefits	4.03	1.31
-Other long term benefits	1.72	2.02
-Termination benefits		
-Share based payments		
Total Compensation to Key management personnel	258.51	203.34
-Outstanding loan Balance	Nil	Nil

G) Transactions with Post Employment Benefit Plans as per (C) above

₹ in Lakhs

Details	2022-23	2021-22
Contributions made during the year		
NSPCL Employees Provident Fund Trust	2,439.63	2,434.70
NSPCL Employees Gratuity Fund Trust	177.69	116.35
NSPCL Defined Contribution Pension Trust	1,038.11	1,627.42
NSPCL Employees Post Retirement Medical Benefit Fund	341.56	234.61
Details	2022-23	2021-22
Other Transaction with Trust (Payment)		
NSPCL Employees Provident Fund Trust	117.39	106.87
NSPCL Employees Gratuity Fund Trust		
NSPCL Defined Contribution Pension Trust		
NSPCL Employees Post Retirement Medical Benefit Fund	122.98	110.49
Details	2022-23	2021-22
Other Transaction with Trust (Receipt)		
NSPCL Employees Provident Fund Trust		-
NSPCL Employees Gratuity Fund Trust		-
NSPCL Defined Contribution Pension Trust		-
NSPCL Employees Post Retirement Medical Benefit Fund	122.98	110.49

H) Transactions with the related parties under the control of the same government as per (D) above:

₹ in Lakhs

Name of the Company	Nature of transaction	2022-23	2021-22
COAL INDIA LTD. AND ITS SUBSIDIARIES	Purchase of Coal	37,632.07	39,975.49
THE SINGARENI COLLIERIES COMPANY LTD	Purchase of Coal	1,078.67	14,493.69
BHARAT HEAVY ELECTRICALS LTD	Purchase of Equipments & Erection services	14,336.81	7,631.96
	Purchase of Spares	5,272.72	9,053.08
	Maintenance services	403.48	576.08
	Freight	-	-
INDIAN OIL CORPORATION LIMITED	Supply of oil products	3,225.45	2,103.11
HINDUSTAN PETROLEUM CORPORATION LTD	Supply of oil products	700.83	1,700.52
BHARAT PETROLEUM CORPORATION LTD	Supply of natural gas and oil	3,321.29	1,391.06

BEML LIMITED	Purchase of Spares	610.02	321.71
	Maintenance services	63.48	60.66
POWER GRID CORPORATION OF INDIA LTD	Maintenance services	218.69	230.54
MSTC LIMITED	Service charges	16.64	32.85
RITES LTD	Maintenance services	867.77	1,916.88
HMT LIMITED	Erection services	4.08	3.47
BALMER LAWRIE & CO. LTD	Freight	108.54	33.35
KONKAN RAILWAY CORPORATION LTD	Consultancy	11.41	-
MECON LTD	Consultancy	65.54	94.29
MMTC LTD	Coal	-	-
BSNL	Service charges	138.44	121.32
NBCC	Service charges	45.89	55.65
NTPC School of Business	Service charges	-	7.15
Electronic Corporation of India	Service charges	-	-

I) Outstanding balances with related parties are as follows:

₹ in Lakhs

Amount Recoverable	March 31st, 2023	March 31st, 2022
NTPC	-	-
SAIL	27,778.80	16,797.50
HMT LIMITED	-	1.62
INDIAN OIL CORPORATION LIMITED	6.68	8.94
HINDUSTAN PETROLEUM CORPORATION LTD	-	6.24
BHARAT HEAVY ELECTRICALS LTD.	1,579.61	1,799.78
BALMER LAWRIE & CO. LTD	-	-
POWER GRID CORPORATION OF INDIA LTD	6.60	0.07
NVVN (CUSTOMERS)	-	-
COAL INDIA LTD. AND ITS SUBSIDIARIES	14,739.39	13,668.50
NTPC-GE Power Services Private Limited	-	1.42
NSPCL Defined Contribution Pension Trust	54.48	62.05
NTPC-Consultancy Wing	-	-
Bharat Petroleum Corporation Ltd	16.31	3.52
RITES LIMITED	411.36	206.21
THE SINGARENI COLLIERIES COMPANY LIMITED	-	37.00
NTPC ENERGY TECH	-	-
EESL	-	0.17
BSNL	6.47	4.70
Total : Amount Recoverable	44,599.70	32,597.73

₹ in Lakhs

Amount Payable	March 31st, 2023	March 31st, 2022
NTPC	9,487.95	46.21
SAIL	7,345.47	5,291.76
Subsidiaries of NTPC/SAIL	-	-
NSPCL Employees Gratuity Fund	177.69	116.35
NSPCL Defined Contribution Pension Trust	-	-
NSPCL Post Retirement Employees Medical Benefit Fund	232.74	124.12
RITES LIMITED	59.24	2.96
BHARAT HEAVY ELECTRICALS LIMITED	19,662.15	17,654.02
HINDUSTAN PETROLEUM CORPORATION LTD	5.46	5.53
HMT LIMITED	0.07	7.62
BHARAT PETROLEUM CORPORATION LTD	167.51	3.23
UTILITY POWERTECH LIMITED	47.05	88.31
NTPC-GE Power Services Private Limited	84.80	0.46



₹ in Lakhs

Amount Payable	March 31st, 2023	March 31st, 2022
INDIAN OIL CORPORATION LIMITED	0.78	5.20
BALMER LAWRIE & CO. LTD	4.86	1.95
NTPC - CONSULTANCY WING	16.20	239.49
NVNN (VENDOR)	-	-
MMTC LTD	973.05	972.63
THE SINGARENI COLLIERIES COMPANY LIMITED	-	-
POWER GRID CORPORATION OF INDIA LTD	37.14	8.20
MSTC Limited	3.13	0.04
NBCC	0.55	27.57
BSNL	71.03	82.63
BEML	0.97	6.94
NTPC PMI	0.25	-
COAL INDIA LTD. AND ITS SUBSIDIARIES	4.07	-
MECON LTD	3.04	102.90
EESL	0.17	16.58
Total : Amount Payable	38,385.37	24,804.71

J) Terms and conditions of transactions with the related parties

- Transactions with the related parties are made on normal commercial terms and conditions and at market rates
- Consultancy services provided by the Promoters are generally on nomination basis at the terms, conditions and principles applicable for consultancy services provided to other parties.
- Outstanding balances at the year-end are unsecured and interest free and settlement occurs through banking transactions
- The Company is assigning jobs on contract basis, for sundry works in plants/stations/offices to M/s Utility Powertech Ltd. (UPL), a 50:50 joint venture between NTPC Ltd. and Reliance Infrastructure Ltd. UPL inter-alia undertakes jobs such as overhauling, repair, refurbishment of various mechanical and electrical equipment of power stations. The Company has entered into Power Station Maintenance Agreement with UPL from time to time. The rates are fixed on cost plus basis after mutual discussion and after taking into account the prevailing market conditions.

53. Disclosure as per Ind AS 33 on 'Earnings per Share'

FOR THE PERIOD ENDED	31.03.2023	31.03.2022
Basic and diluted earnings per share (₹)		
From operations	4.80	3.65
Total (₹)	4.80	3.65
Nominal value per share (₹)	10.00	10.00

₹ in Lakhs

FOR THE PERIOD ENDED	31.03.2023	31.03.2022
Profit attributable to equity shareholders		
From operations	47,033.18	35,799.60
Total	47,033.18	35,799.60

FOR THE PERIOD ENDED	31.03.2023	31.03.2022
Weighted average number of equity shares		
Opening balance of issued equity shares	980500100	980500100
Effect of shares issued during the year, if any	-	-
Weighted average number of equity shares for Basic and Diluted EPS	980500100	980500100

54. Disclosure as per Ind AS 36 on Impairment of Assets

Analysis of Bhilai PP-III as Cash Generating Unit (CGU) - The actual date of commercial operation of the generating station Unit-I was 22.4.2009 and for Unit-II was 21.10.2009. As per CERC regulation Useful life of Coal based generating station is taken as 25 years. Tariff is based on the capital cost incurred for a specific power plant and primarily comprises two components: fixed charge & variable charge.

Fixed Charges includes Return on Equity which at present is 15.50%, subject to grossing up at applicable tax rate. Incentive at 50 paise/KWh which is payable, if Normal annual PLF exceeds 85%. Cost of project is recovered through depreciation which is allowed upto 90% of the admitted capital cost, the Company is also recovering through fixed charges, cost of working capital and operating and maintenance expenses, Interest on Loan and cost of fuel is primarily recovered as variable charges.

As per the tariff allowed by CERC in respect of Bhilai PP-III, the project cost is being recovered through Return on Equity and Interest on Loan. Further depreciation is allowed upto 90% of the Capital Cost. Hence the recoverable amount of Bhilai PP-III as per above tariff is greater than the carrying amount of Bhilai PP-III in the books of Accounts.

Analysis of PP-IIs (including Durgapur PP III) as CGU – As per Ind AS 116, the PP-II - (Rourkela, Bhilai, Durgapur), Rourkela PP-II Expansion & Durgapur PP III fixed assets are transferred in books of SAIL and Finance Lease Recoverable (FLR) is recognized in books of NSPCL. The FLR is amortized based on the life of Power Purchase Agreement on the basis of recovery of fixed charges comprising of ROE, Incentive, Interest on Loan and Depreciation.

Thus based on above analysis of Bhilai PP-III & PP-IIs (including Durgapur PP III) as CGU and also considering external and internal indicators of impairments, there are no such indicators as per Ind AS 36 which suggests impairment of assets as on 31.03.2023. Hence the assets are carried out at their existing value.

55. Disclosure as per Ind AS 37 on 'Provisions, Contingent Liabilities and Contingent Assets' Movements in provisions:

₹ in Lakhs

Particulars	Provision for tariff adjustment		Others		Total	
	31.03.2023	31.03.2022	31.03.2023	31.03.2022	31.03.2023	31.03.2022
Carrying amount at the beginning of the year	5,059.74	4,175.66	2,964.38	2,964.38	8,024.11	7,140.03
Additions during the year		884.08	-	-	-	884.08
Amounts used during the year		-			-	-
Reversal / adjustments during the year	(5,059.74)	-	-	-	(5,059.74)	-
Carrying amount at the end of the year	-	5,059.74	2,964.38	2,964.38	2,964.38	8,024.11

i) Provision for tariff adjustment

The company had created provision for Interest on Refund to Bhilai PP-III Customers, as per 2014-19 CERC regulations, which was mainly towards the estimated interest payable to beneficiaries at the time of issue of tariff orders. During the FY 2022-23, true Up Order for the period 2014-19 has been issued by CERC. Accordingly the provision was reversed.

ii) Others

Other provision includes, provision for UI Charges receivable from Chattisgarh State Electricity Board, provision for Receivable arising from Sale of Energy to SAIL and provision for surcharge receivable on Sale of Energy from DNH.



iii) Sensitivity of estimates on provisions

The assumptions made for provisions relating to current period are consistent with those in the earlier years. The assumptions and estimates used for recognition of such provisions are qualitative in nature and their likelihood could alter in next financial year. It is impracticable for the company to compute the possible effect of assumptions and estimates made in recognizing these provisions.

iv) In respect of provision for cases under litigation, outflow of economic benefits is dependent upon the final outcome of such cases.

v) Contingent liabilities and contingent assets

Disclosure with respect to Contingent Liabilities and Contingent Assets, if any are made in Note 63.

56. Disclosure as per Ind AS 108 on 'Operating segments'

A. General Information

The Company has two reportable segments, as described below, based on the risk and reward and regulatory authority associated with the sale of power.

The following summary describes the operations in each of the Company's reportable segments:

- Generation of energy from Bhilai PP-III:** Generation and sale of energy to SAIL & State Power Utilities in respect of Bhilai PP-III power project
- Generation of energy from PP-II's (including Durgapur PP III):** Generation and sale of energy to SAIL in respect of PP-II, Rourkela PP II Expansion & Durgapur PP III power projects (as commissioned on 30th September'22)

Information regarding the results of each reportable segment is included below. Performance is measured based on segment profit before income tax.

B. Information about reportable segments and reconciliations to amounts reflected in the financial statements

₹ in Lakhs

Particulars	Generation of energy from Bhilai PP-III		Generation of energy from PP-II's (including Durgapur PP III)		Total	
	31.03.2023	31.03.2022	31.03.2023	31.03.2022	31.03.2023	31.03.2022
Segment revenue						
Sale of energy/ Interest on Finance Lease Recoverable	1,70,914.06	1,53,073.04	1,92,952.46	1,40,762.86	3,63,866.52	2,93,835.90
Other income	5,720.99	288.42	808.48	651.67	6,529.47	940.10
	1,76,635.05	1,53,361.47	1,93,760.94	1,41,414.53	3,70,395.99	2,94,776.00
Unallocated corporate interest and other income					378.02	758.32
Total					3,70,774.00	2,95,534.32
Segment result	41,434.08	42,281.21	36,044.47	12,931.64	77,478.55	55,212.85
Unallocated corporate Results				-	(5,011.04)	(3,329.59)
Interest expenses	2,095.34	188.86	7,770.31	631.36	9,865.64	820.22
Unallocated corporate Interest expenses				-	39.03	89.58
Depreciation and amortization	7,233.99	13,816.76	335.90	29.26	7,569.89	13,846.03
Unallocated corporate Depreciation & amortization					34.65	24.75
Income Tax		-		-	3,511.59	526.51
Deferred Tax		-		-	4,413.53	776.58
Profit after tax	-	-	-	-	47,033.18	35,799.58

₹ in Lakhs

Particulars	Generation of energy from Bhilai PP-III		Generation of energy from PP-II's (including Durgapur PP III)		Total	
	31.03.2023	31.03.2022	31.03.2023	31.03.2022	31.03.2023	31.03.2022
Segment assets	1,72,375.54	1,63,063.64	3,57,997.49	2,84,724.76	5,30,373.02	4,47,788.41
Unallocated corporate and other assets	-	-	-	-	8,631.19	32,719.27
Total assets	1,72,375.54	1,63,063.64	3,57,997.49	2,84,724.76	5,39,004.21	4,80,507.68
Segment liabilities	28,246.17	26,319.96	38,820.91	36,719.11	67,067.09	63,039.07
Unallocated corporate and other liabilities					1,84,116.59	1,61,988.19
Total liabilities	28,246.17	26,319.96	38,820.91	36,719.11	2,51,183.68	2,25,027.26
Non-cash expenses other than depreciation	1,143.06	892.67	2.79	13.81	1,145.85	906.48

Note:

The operations of the Company are mainly carried out within the country and therefore there is no reportable geographical segment

C. Information about major customers

- Revenues from one customer i.e, from SAIL, in case of Bhilai PP-III segment, represents approximately ₹102132.44 lakhs during FY 2022-23 (FY 2021-22: ₹98062.81 lakhs) which is 59.76 % (FY 2021-22 : 64.06%) of revenue from Sale of Energy of the unit.
- Revenue in case of PP-II Units viz, Rourkela (including PP II Expansion), Durgapur (including PP III) & Bhilai Comes from Single Customer Viz, SAIL.

57. Financial Risk Management

The Company's principal financial liabilities comprise loans and borrowings in domestic currency, trade payables and other payables. The main purpose of these financial liabilities is to finance the Company's operations. The Company's principal financial assets include loans, trade and other receivables, cash, short-term deposits & investments that derive directly from its operations.

The Company is exposed to the following risks from its use of financial instruments:

- Credit risk
- Liquidity risk
- Market risk

This note presents information about the Company's exposure to each of the above risks, the Company's objectives, policies and processes for measuring and managing risk.

Risk	Exposure arising from	Measurement	Management
(a) Credit Risk	Cash and cash equivalents, trade receivables, unbilled revenues and financial assets measured at amortised cost.	Ageing analysis & Credit ratings	Diversification of bank deposits, credit limits and letters of credit
(b) Liquidity risk	Borrowings and other liabilities	Monitoring Receipt & Payment	Keeping Two Month Working Capital
(c) Market risk - interest rate risk	Non - current borrowings at variable rates	Sensitivity analysis	Different kinds of loan arrangements with varied terms (e.g. fixed rate loans, floating rate loans, rupee term loans, etc.)



Risk management framework

The Company's activities makes it susceptible to various risks. The Company has taken adequate measures to address such concerns by developing adequate systems and practices.

In order to institutionalize the risk management in the Company, an elaborate Enterprise wide Risk Management (ERM) framework has been developed. The Board of Directors has overall responsibility for the establishment and oversight of the Company's risk management framework. As a part of the implementation of ERM framework, an Enterprise Risk Management Committee (ERMC) with various Directors on NSPCL Board is its members, has been constituted with an objective to develop and monitor the Company's risk management policies and strengthen the risk management framework. Enterprise risk management committee after deliberations has identified enterprise wide risk and various action plans for short term as well as long term have been formulated to mitigate these risks.

The Committee is also responsible for reviewing and updating the risk profile, monitoring the effectiveness of the risk management framework and reviewing periodically the implementation of the risk management policy and framework. The Committee reports regularly to the Board of Directors on its activities.

57 (a) Financial Risk Management

Credit risk

Credit risk is the risk of financial loss to the Company if a customer or counterparty to a financial instrument fails to meet its contractual obligations resulting in a financial loss to the Company. Credit risk arises principally from trade receivables & unbilled revenue, loans & advances, unbilled receivable, loans, cash & cash equivalents, deposits with banks and short term investments.

Trade receivables & unbilled revenue

The Company primarily sells electricity to SAIL and to other state electrical utilities owned by State Governments. Based on the business environment in which the Company operates, management considers that trade receivables are in default (credit impaired), if the payment are more than 180 days past due.

Since the Company has its customers within different states of India, geographically there is no concentration of credit risk. However, management considers the factors that may influence the credit risk of its customer base, including the default risk of the industry.

Unbilled revenue primarily relates to the Company's right to consideration for sale effected but not billed at the reporting date and have substantially the same risk characteristics as the trade receivables for the same type of contracts.

At March 31st, 2023 the Company's most significant customer i.e SAIL, accounted for ₹28709.29 lakhs out of the total carrying amount of trade and other receivables of ₹34795.03 Lakhs (March 31st, 2022 : ₹22438.64 lakhs out of the total carrying amount of trade and other receivables of ₹29736.32 Lakhs)

Loans & advances

The company has given loans & advances to employees. Loans to the employee are secured against the mortgage of the house properties and hypothecation of vehicles for which such loans have been given in line with the policies of the Company.

Cash and cash equivalents

The Company held cash and cash equivalents of ₹3279.68 lakhs as on 31 March 2023. (31 March 2022: ₹4507.14 lakhs). The cash and cash equivalents are held with high rated Banks /Institutions.

Deposits and balances with banks and short term investments , other than cash and cash equivalents

The company held deposits with banks and financial institutions & short term investments of ₹ 107.44 lakhs as on 31 March 2023 (31 March 2022: ₹62.06 lakhs). In order to manage the risk, company makes deposit only with highly rated banks/institutions.

(i) Exposure to credit risk

The carrying amount of financial assets represents the maximum credit exposure. The maximum exposure to credit risk at the reporting date was:

₹ in Lakhs

Particulars	March 31st, 2023	March 31st, 2022
Financial assets for which loss allowance is measured using 12 months Expected Credit Losses (ECL)		
Non-current Investments	-	5,000.00
Non-current loans	2,203.53	2,108.41
Other non-current financial assets	2,76,462.35	2,19,414.90
Cash and cash equivalents	3,279.68	4,507.14
Short term investments	-	26.46
Deposits with banks and financial institutions	107.44	62.06
Current loans	817.19	745.01
Other current financial assets*	14,892.44	9,771.98
Total	2,97,762.63	2,41,635.95

* Excluding contract assets

₹ in Lakhs

Financial assets for which loss allowance is measured using Life time Expected Credit Losses (ECL)	March 31st, 2023	March 31st, 2022
Trade receivables including unbilled revenue	34,795.03	29,736.32
Contract assets		
Total	34,795.03	29,736.32

(ii) Provision for expected credit losses

(a) Financial assets for which loss allowance is measured using 12 month expected credit losses

The company has assets where the counter- parties have sufficient capacity to meet the obligations and where the risk of default is very low.

(b) Financial assets for which loss allowance is measured using life time expected credit losses

The company has customers (Central and State government utilities) with strong capacity to meet the obligations and therefore the risk of default is negligible or nil. Further, management believes that the unimpaired amounts that are past due by more than 30 days are still collectible in full, based on historical payment behaviour and extensive analysis of customer credit risk.



(iii) Ageing analysis of trade receivables

The ageing analysis of the trade receivables is as below:

Refer note no 13 (c)

₹ in Lakhs

	Investments	Trade receivables	Loans	Advances	Claims recoverable	Total
Balance as at 1 April 2022				3.33		3.33
Impairment (Gain)/ loss recognised						-
Amounts written back/ written off				3.33		3.33
Balance as at 31 March, 2023	-	-	-	-	-	-

Based on historic default rates, the Company believes that, apart from the above, no impairment allowance is necessary in respect of any other financial assets .

57 (b) Financial Risk Management

Liquidity risk

Liquidity risk is the risk that the Company will encounter difficulty in meeting the obligations associated with its financial liabilities that are settled by delivering cash or another financial asset. The Company's approach to managing liquidity is to ensure, as far as possible, that it will always have sufficient liquidity to meet its liabilities when due, under both normal and stressed conditions, without incurring unacceptable losses or risking damage to the Company's reputation.

The Company manages liquidity risk by maintaining adequate cash reserves, banking facilities and reserve borrowing facilities by continuously monitoring forecast and actual cash flows and matching the maturity profiles of financial assets and liabilities. The Company's treasury department is responsible for managing the short term and long term liquidity requirements of the Company.

Typically, the Company ensures that it has sufficient cash on demand to meet expected operational expenses for a month including the servicing of financial obligations, this excludes the potential impact of extreme circumstances that cannot reasonably be predicted, such as natural disasters.

As part of the CERC regulations & PPA with SAIL, tariff inter alia includes recovery of capital cost. The tariff regulations also provide for recovery of fuel cost, operations and maintenance expenses and interest on normative working capital requirements. Since billing to the customers are generally on a monthly basis, the Company maintains sufficient liquidity to service financial obligations and to meet its operational requirements.

(i) Financing arrangements

The company had access to the following undrawn borrowing facilities at the end of the reporting period:

₹ in Lakhs

Particulars	March 31st, 2023	March 31st, 2022
Fixed-rate borrowings		
Term loans	-	-
Cash Credit Facility	-	-
Floating-rate borrowings		
Term loans	69,490.64	77,860.03
Cash Credit Facility	19,500.00	19,060.00
Total	88,990.64	96,920.03

(ii) Maturities of financial liabilities

The following are the contractual maturities of derivative and non-derivative financial liabilities, based on contractual cash flows:

31 March 2023

₹ in Lakhs

Contractual maturities of financial liabilities	Contractual cash flows					Total
	3 months or less	3-12 months	1-2 years	2-5 years	More than 5 years	
Non-derivative financial liabilities						
Term loans from banks/ Bonds	3,393.70	10,181.78	17,014.89	54,495.03	41,703.24	1,26,788.64
Term loans from others	-	-	-	-	-	-
Finance lease obligations	16.95	51.18	74.49	267.42	1,617.59	2,027.62
Unsecured loans from banks and financial institutions	1,025.69	3,077.05	0	0	0	4,102.74
Working capital loan	60,000.00					60,000.00
Trade and other payables	42,103.69	11,764.45	1,334.68	13,346.47	2,783.38	71,332.67
Total	1,06,540.03	25,074.46	18,424.05	68,108.92	46,104.21	2,64,251.67

31 March 2022

₹ in Lakhs

Contractual maturities of financial liabilities	Contractual cash flows					Total
	3 months or less	3-12 months	1-2 years	2-5 years	More than 5 years	
Non-derivative financial liabilities						
Term loans from banks/bonds	8,136.68	59,410.69	12,549.16	49,168.26	19,706.73	1,48,971.52
Finance lease obligations	15.51	46.81	68.14	244.63	1,714.86	2,089.95
Unsecured loans from banks and financial institutions	769.07	2,307.21	3,075.98	-	-	6,152.26
Trade and other payables	26,091.57	9,883.60	3,141.07	15,245.95	568.37	54,930.56
Total	35,012.83	71,648.31	18,834.35	64,658.84	21,989.96	2,12,144.29

57 (c). Financial Risk Management**Interest rate risk**

The Company is exposed to interest rate risk arising mainly from non-current borrowings with floating interest rates. The Company is exposed to interest rate risk because the cash outflows associated with floating rate borrowings will fluctuate with changes in interest rates. The Company manages the interest rate risks by entering into different kinds of loan arrangements with varied terms (e.g. fixed rate loans, floating rate loans, etc.)

At the reporting date the interest rate profile of the Company's interest-bearing Borrowings is as follows:

₹ in Lakhs

Particulars	31.03.2023	31.03.2022
Fixed Rate Borrowings		
Fixed Rate Rupee term loans	-	50,000.00
Total	-	50,000.00
Variable-rate Borrowings		
Rupee term loans	1,30,929.35	1,05,175.14
Total	1,30,929.35	1,05,175.14


i) Fair value sensitivity analysis for fixed-rate instruments

The company's fixed rate instruments are carried at amortised cost. They are therefore not subject to interest rate risk, since neither the carrying amount nor the future cash flows will fluctuate because of a change in market interest rates.

ii) Cash flow sensitivity analysis for variable-rate instruments

A change of 100 basis points (BP) in interest rates at the reporting date would have increased (decreased) profit or loss by the amounts shown below. This analysis assumes that all other variables, remain constant. The analysis is performed on the same basis for the previous year.

₹ in Lakhs

	Profit or loss	
	100 bp increase	100 bp decrease
31 March 2023		
Rupee term loans	(1,909.29)	1,909.29
Total	(1,909.29)	1,909.29
31 March 2022		
Rupee term loans	(1,051.75)	1,051.75
Total	(1,051.75)	1,051.75

Of the above mentioned increase in the interest expense, an amount of ₹2274.50 Lakhs (31 March 2022: ₹9955.04 Lakhs) is expected to be capitalised and recovered from beneficiaries through tariff.

58. Fair Value Measurements
(a) Financial instruments by category

₹ in Lakhs

Particulars	31.03.2023			31.03.2022		
	FVTPL	FVTOCI	Amortised Cost	FVTPL	FVTOCI	Amortised Cost
Financial assets						
Trade Receivables	-	-	34,795.03	-	-	29,736.32
Loans	-	-	3,020.72	-	-	2,853.42
Cash and cash equivalents	-	-	3,279.68	-	-	4,507.14
Other bank balances	-	-	107.44	-	-	62.06
Finance lease receivables	-	-	2,91,215.98	-	-	2,28,938.40
Other financial assets	-	-	138.80	-	-	248.47
Total	-	-	3,32,557.65	-	-	2,66,345.81
Financial liabilities						
Borrowings	-	-	1,90,891.37	-	-	1,55,123.79
Trade payables	-	-	21,955.11	-	-	10,308.76
Payable for capital expenditure	-	-	25,296.99	-	-	30,939.80
Other financial liabilities	-	-	10,709.07	-	-	17,673.12
Leases	-	-	2,027.60	-	-	2,089.94
Total	-	-	2,50,880.14	-	-	2,16,135.41

(b) Fair value hierarchy

This section explains the judgements and estimates made in determining the fair values of the financial instruments that are (a) recognised and measured at fair value, and (b) measured at amortised cost and for which fair values are disclosed in the financial statements. To provide an indication about the reliability of the inputs used in determining fair value, the company has

classified its financial instruments into the three levels prescribed under Ind AS. An explanation of each level follows underneath the table.

₹ in Lakhs

Assets and liabilities which are measured at amortised cost for which fair values are disclosed	Level 1	Level 2	Level 3	Total
As at 31 March 2023				
Financial assets:				
Loans *		2,939.35		2,939.35
Claims recoverable				-
Finance lease receivables			2,91,215.98	2,91,215.98
Total	-	2,939.35	2,91,215.98	2,94,155.34
Financial liabilities:				
Borrowings			1,90,891.37	1,90,891.37
Trade payables and other financial liabilities		124.40	32,523.40	32,647.80
Payable for capital expenditure		0.15	25,296.78	25,296.93
Leases			2,027.60	2,027.60
Total	-	124.55	2,50,739.15	2,50,863.70

* Book Value of Loan is ₹2633.62 Lakhs

₹ in Lakhs

Assets and liabilities which are measured at amortised cost for which fair values are disclosed	Level 1	Level 2	Level 3	Total
As at 31 March 2022				
Financial assets:				
Loans *	-	2,937.24		2,937.24
Claims recoverable	-			-
Finance lease receivables	-		2,28,938.40	2,28,938.40
Total	-	2,937.24	2,28,938.40	2,31,875.65
Financial liabilities:				
Borrowings	-	53,064.36	105,123.79	1,58,188.15
Trade payables and other financial liabilities		83.40	17,623.43	17,706.83
Payable for capital expenditure		1.17	30,938.48	30,939.65
Leases			2,089.94	2,089.94
Total	-	53,148.93	1,55,775.64	2,08,924.57

* Book Value of Loan is ₹2551.64 Lakhs

Fair values are categorised into different levels in a fair value hierarchy based on the inputs used in the valuation techniques as follows.

Level 1: Level 1 hierarchy includes financial instruments measured using quoted prices.

Level 2: The fair value of financial instruments that are not traded in an active market is determined using valuation techniques which maximise the use of observable market data and rely as little as possible on entity specific estimates. If all significant inputs required to fair value an instrument are observable, the instrument is included in level 2.



Level 3: If one or more of the significant inputs is not based on observable market data, the instrument is included in level 3. The fair value of financial assets and liabilities included in Level 3 is determined in accordance with generally accepted pricing models based on discounted cash flow analysis using prices from observable current market transactions and dealer quotes of similar instruments.

Valuation technique used to determine fair value

- Fair value of finance lease receivables is determined by periodically evaluating credit worthiness of customer and providing allowance for estimated losses based on this evaluation.
- Fair value of the remaining financial instruments is determined using discounted cash flow analysis.

(c) Fair value of financial assets and liabilities measured at amortised cost

₹ in Lakhs

Particulars	31.03.2023		31.03.2022	
	Carrying amount	Fair value	Carrying amount	Fair value
Financial assets				
Loans	2,633.62	2,939.35	2,551.64	2,937.24
Claims recoverable	-	-	-	-
Finance lease receivables	2,91,215.98	2,91,215.98	2,28,938.40	2,28,938.40
Total	2,93,849.60	2,94,155.34	2,31,490.04	2,31,875.65
Financial liabilities				
Borrowings	1,90,891.37	1,90,891.37	1,55,123.79	1,58,188.15
Trade payables and other financial liabilities	32,664.18	32,647.80	17,715.37	17,706.83
Payable for capital expenditure	25,296.99	25,296.93	30,939.80	30,939.65
Leases	2,027.60	2,027.60	2,089.94	2,089.94
Total	2,50,880.14	2,50,863.70	2,05,868.90	2,08,924.57

- The carrying amounts of current trade receivables, current trade payables, payable for capital expenditure and cash and cash equivalents are considered to be the same as their fair values, due to their short-term nature.
- The carrying values for finance lease receivables approximates the fair value as these are periodically evaluated based on credit worthiness of customer and allowance for estimated losses is recorded based on this evaluation. Also, carrying amount of claims recoverable approximates its fair value as these are recoverable immediately.
- The fair values for employee loans were calculated based on cash flows discounted using weighted average of borrowing rate. They are classified as level 2 fair values in the fair value hierarchy due to the inclusion of unobservable inputs including counterparty credit risk.
- The fair values of borrowings, non-current trade payables and capital creditors are based on discounted cash flows using a current borrowing rate. They are classified as level 2 fair values in the fair value hierarchy due to the use of unobservable inputs, including own credit risk.

59. Capital Management

The Company's objectives when managing capital are to:

- safeguard its ability to continue as a going concern, so that it can continue to provide returns for shareholders and benefits for other stakeholders and
- maintain an appropriate capital structure of debt and equity.

The Board of Directors has the primary responsibility to maintain a strong capital base and reduce the cost of capital through prudent management of deployed funds and leveraging opportunities in domestic markets so as to maintain investors, creditors and market confidence and to sustain future development of the business. The Board of Directors monitors the return on capital, which the Company defines as returns from operating activities divided by total shareholder's equity. The Board of Directors also monitors the level of dividends to equity shareholders.

Under the terms of major borrowing facilities, the Company is required to comply with the following financial covenants:

- (i) Total liability to networth ranges not to exceed 3:1.
- (ii) Ratio of EBITDA to interest expense shall not at any time be less than 1.75 : 1.
- (iii) Debt service coverage ratio not less than 1.10:1

There have been no breaches in the financial covenants of any interest bearing borrowings.

The Company monitors capital using gearing ratio which is net debt divided by total equity. Net debt comprises of non-current borrowings (including current maturities and interest accrued there on) and current borrowings less cash and cash equivalent. Equity includes equity share capital and reserves that are managed as capital. The gearing ratio at the end of the reporting periods was as follows:

₹ in Lakhs

Particulars	31.03.2023	31.03.2022
Borrowings (including interest accrued)	1,91,625.85	1,55,599.79
Less : Cash and cash equivalent	3,279.68	4,507.14
Net debt	1,88,346.17	1,51,092.66
Total equity	2,87,820.53	3,05,721.14
Gearing ratio	65.44%	49.42%

60. Disclosures as per Ind AS 115 on Revenue from Contracts with Customers

Disclosure in annual financial statements for the year ending 31 March 2023:

' Revenue

I. Nature of goods and services

The revenue of the Company comprises of income from energy sales:

Revenue from sale of energy

The revenue of the Company comes from energy sales. The Company sells electricity to SAIL, DNHDDPDCL and CSEB. Sale of electricity is generally made pursuant to long-term Power Purchase Agreements (PPAs) entered into with the beneficiaries.

Below are the details of nature, timing of satisfaction of performance obligations and significant payment terms under contracts for energy sales:

Product/ Service	Nature, timing of satisfaction of performance obligations and significant payment terms
Energy	<p>The Company recognises revenue from contracts for energy sales over time as the customers simultaneously receive and consume the benefits provided by the Company's performance as it performs.</p> <p>"The tariff for computing revenue from energy sales is determined in terms of CERC Regulations as notified from time to time/ PPA with SAIL. The amount of revenue recognised for energy sales for Bhilai PP-III unit, is adjusted for expected rebates for early payments and/or late payment surcharges, which are estimated based on the historical data available with the Company. The amounts are billed on a monthly basis and are payable within contractually agreed period. The Company does not adjust the same for the effects of a significant financing component as it expects, at contract inception, that the period between when the Company sells energy to a customer and when the customer pays for the energy purchased will be one year or less.</p>



II. Disaggregation of revenue

In the following table, revenue is disaggregated by primary operating market and timing of revenue recognition. The table also includes a reconciliation of the disaggregated revenue with the Company's reportable segments:

₹ in Lakhs

Particulars	Generation of energy For the year ended		Others For the year ended		Total For the year ended	
	31 March 2023	31 March 2022	31 March 2023	31 March 2022	31 March 2023	31 March 2022
Based on Nature and Economic Factors						
Bhilai PP-III	170,914.06	1,53,073.04	-	-	1,70,914.06	1,53,073.04
PP-IIIs (including Durgapur PP III)	192,952.46	1,40,762.86	-	-	1,92,952.46	1,40,762.86
	3,63,866.52	2,93,835.90	-	-	3,63,866.52	2,93,835.90
Timing of revenue recognition						
Products and services transferred over time	3,63,866.52	2,93,835.90			3,63,866.52	2,93,835.90
Products and services transferred at a point in time	-	-			-	-
	3,63,866.52	2,93,835.90			3,63,866.52	2,93,835.90

III. Reconciliation of revenue recognised with contract price:

₹ in Lakhs

Particulars	As at 31 March 2023	As at 31 March 2022
Contract Price	3,65,626.87	2,95,592.03
Adjustments for:		
Rebates	1,760.35	1,756.13
Revenue recognised	3,63,866.52	2,93,835.90

IV. Contract balances

Contract assets are recognised when there is excess of revenue earned over billings on contracts. Contract assets are transferred to trade receivables when there is unconditional right to receive cash, and only passage of time is required, as per contractual terms. The contract liabilities primarily relate to the advance consideration received from the customers which are referred as 'advances from customers/payable to beneficiaries'.

The following table provides information about receivables, contract assets and contract liabilities from contracts with customers.

₹ in Lakhs

Particulars	As at 31 March 2023	As at 31 March 2022
Trade receivables including unbilled revenue	34,795.03	29,736.32
Contract assets		
Contract liabilities		
- Payable to customers	-	5,059.74
- Advances from customers and others	7,410.56	5,164.36

The amount of revenue recognised in 2022-23 from performance obligations satisfied (or partially satisfied) in previous periods, mainly due to orders issued by CERC/Appellate tribunal, income tax refundable to beneficiaries and deferred tax materialised recoverable from beneficiaries, is NIL (31 March 2022: NIL).

V. Transaction price allocated to the remaining performance obligations**Performance obligations related to sale of energy:**

Revenue from sale of energy is accounted for based on tariff rates approved by the CERC (except items indicated as provisional) as modified by the orders of Appellate Tribunal for Electricity to the extent applicable in case of Bhilai PP-III and in case of PP-IIIs (including Durgapur PP III), it is accounted based on PPA with SAIL. In case of power stations, where the tariff rates are yet to be approved/items indicated provisional by the CERC in their orders, provisional rates are adopted considering the applicable CERC Tariff Regulations. Revenue from sale of energy is recognized once the electricity has been delivered to the beneficiary and is measured through a regular review of usage meters. Beneficiaries are billed on a periodic and regular basis. Therefore, transaction price to be allocated to remaining performance obligations cannot be determined reliably for the entire duration of the contract.

VI. The Company has not incurred any incremental costs of obtaining contracts with a customer and therefore, not recognised an asset for such capitalised costs.

61 Disclosure as per Ind AS 116 "Leases"**i. Leases as lessee**

a) The Company's leasing arrangements in respect of Land at Rourkela, Durgapur & Bhilai Plants with SAIL with lease period of 30 to 33 Years. These leasing arrangements are usually renewable on mutually agreed terms but are not non-cancellable. These leases are capitalised at the present value of total minimum lease payments to be paid over lease term or further renewal period, if fair value is more than cost already capitalized. Future lease rentals are recognised as "Finance lease obligation" at their present values. On transition to Ind AS 116, the average incremental borrowing rate applied to lease liabilities recognised under Ind AS 116 is 7.90%. The leasehold land is amortised considering the significant accounting policies of the Company.

b) **Set out below are the carrying amounts of right-of-use assets and the movements during the period:**

₹ in Lakhs

	For the year ended 31 March 2023	For the year ended 31 March 2022
Opening Balance	4,526.51	4,827.43
- Additions	-	-
- Depreciation Expenses	300.93	300.93
Closing Balance	4,225.58	4,526.51

c) **Set out below are the carrying amounts of lease liabilities and the movements during the period:**

	For the year ended 31 March 2023	For the year ended 31 March 2022
Opening Balance	2,089.94	2,146.99
- Additions in lease liabilities	-	-
- Interest cost during the year	190.62	195.91
- Payment of lease liabilities	252.95	252.96
Closing Balance	2,027.61	2,089.94
Current	68.12	62.34
Non Current	1,959.49	2,027.60


d) Maturity Analysis of the lease liabilities:

Contractual undiscounted cash flows	As at 31 March 2023	As at 31 March 2022
3 months or less	16.95	15.51
3-12 Months	51.18	46.81
1-2 Years	74.48	68.14
2-5 Years	267.41	244.62
More than 5 Years	1,617.59	1,714.86
Lease liabilities included in the statement of financial position as at 31st March 2023	2,027.61	2,089.94

e) The following are the amounts recognised in profit or loss:

Particulars	For the year ended 31 March 2023	For the year ended 31 March 2022
Depreciation expense for right-of-use assets	300.93	300.93
Interest expense on lease liabilities	190.62	195.91
Expense relating to short-term leases	-	-
Total Amount recognised in profit & Loss	491.55	496.84

f) The following are the amounts recognised in cash flow statement:

Particulars	For the year ended 31 March 2023	For the year ended 31 March 2022
Cash Outflow from leases	252.95	252.99

- g)** The Company's other leasing arrangements are in respect of operating leases of premises, for residential use of employees, for a period of one to two years. These leasing arrangements are usually renewable on mutually agreed terms but are not non-cancellable. Note 42 - Employee benefits expense includes ₹ 14.42 lakhs (31 March 2022: ₹ 14.34 lakhs) towards lease payments (net of recoveries) in respect of premises for residential use of employees.

'Right-of-use assets' in respect of Bhilai PP-III, Rourkela & Durgapur Projects have been shown under Lease Hold Land in Note 2 : Property Plant and Equipment. Similarly Non Current portion of Lease hold liability has been shown in Note No.24. Non-current liabilities - Lease liabilities and Current portion of Lease hold liability has been in Note No.31. Current liabilities - Lease liabilities.

- h)** The Asset Retirement Obligation for Bhilai PP-III is not accounted because of Low Value of Underlying Assets.

ii. Leases as lessor - Finance lease

The Company has classified the arrangement with its customer for PP II - (Rourkela, Durgapur, Bhilai, Rourkela PP II expansion) & Durgapur PP III, Power Project in the nature of lease, based on the principles enunciated in Para B9-B31 of Ind AS 116, 'Leases' and accounted for as finance lease in accordance with those principles.

Major Terms of PPAs are as below:

Tenure of PPA - The Validity of PPA in case of PP II (Bhilai, Durgapur, Rourkela) plants as on 31st March 2023 is upto December 2027. In case of Rourkela PP II Expansion the validity of PPA is upto May 2041 and in case of Durgapur PP III, it is upto December 2041.

Renewal Clause of PPA - The PPA will be renewed or replaced by another Agreement on such terms

and conditions and for such further period as the parties may mutually agree.

	31.03.2023		31.03.2022	
	MLPs	Presentvalue of MLP	MLPs	Presentvalue of MLP
Less than one year	50,669.00	14,756.00	41,192.00	2,614.00
Between one and five years	1,91,409.00	74,147.00	1,56,083.00	17,055.00
More than five years	3,82,134.00	2,02,316.00	3,45,298.00	17,831.00
Total minimum lease payments	6,24,212.00	5,44,789.00	5,42,573.00	37,500.00
Less amounts representing finance income	3,32,996.00		3,13,634.00	
Present value of minimum lease payments	2,91,216.00		2,28,939.00	

62. Contingent liabilities and commitments (to the extent not provided for)

1. Contingent liabilities

a. Claims against the company not acknowledged as debts

Capital works

Some of the contractors for supply and installation of equipments and execution of works at our projects have lodged claims on the Company for ₹2809.97 lakhs as on 31 March 2023 (31 March 2022: ₹2536.99 lakhs) seeking enhancement of the contract price, revision of work schedule with price escalation, compensation for the extended period of work, idle charges etc. These claims are being contested by the Company as being not admissible in terms of the provisions of the respective contracts. The Company is pursuing various options under the dispute resolution mechanism available in the contracts for settlement of these claims. It is not practicable to make a realistic estimate of the outflow of resources if any, for settlement of such claims pending resolution.

The Company estimate possible reimbursement of ₹2626.45 lakhs as on 31 March 2023. (31 March 2022: ₹2353.47 lakhs).

b. Disputed tax matters

Disputed Income tax/Service Tax/GST and other tax matters pending before various Appellate Authorities amount to ₹12239.86 Lakhs as on 31 March 2023 (31 March 2022: ₹11676.04 lakhs). Many of these matters were disposed off in favour of the Company but are disputed before higher authorities by the concerned departments.

In respect of disputed cases, the Company estimate possible reimbursement of ₹1965.54 lakhs as on 31 March 2023 (31 March 2022: ₹1915.17 lakhs).

c. NGT Liability for Shortfall in Ash Utilization

NGT Order dated 12.02.2020 under which contingent liability was created upto 31st March'22 of ₹1802.65 Lakhs has been set aside by Hon'ble Supreme Court vide judgment dated 10.05.2022. MoEFCC has issued fresh notification vide S.O. 5481(E) dated 31.12.2021. Hence, as on 31st March'2023, no contingent liability is there under this head.

d. Disputed Liability for Grade Slippage with SECL

Company has provided for disputed liability for Grade Slippage with SECL for ₹5817.17 Lakhs (31 March 2022: ₹5817.17 Lakhs) and also provided for disputed liability for Grade Upgradation with SECL for ₹545.00 Lakhs (31 March 2022: ₹545.00 Lakhs)

In respect of disputed cases, the Company estimate possible reimbursement of ₹6362.17 lakhs as on



31 March 2023 , in line with Regulation 16 of CERC Tariff Regulation 2019, the full amount will be billed to the beneficiaries by way of Energy Charge Rate(31 March 2022: ₹6362.17 lakhs).

e. Dispute of Fixed Charges with Dadra & Nagar Haveli

Contingent Liability in respect of dispute of Fixed Charges with Dadra & Nagar Haveli, amount to ₹6389.25 lakhs* as on 31 March 2023 (31 March 2022: ₹6011.42 lakhs*).

* Includes Principal of ₹3135.49 Lakhs and Interest of ₹3253.76 Lakhs.

The Company estimate possible reimbursement of ₹ NIL as on 31 March 2023 (31 March 2022: NIL).

f. Others

Other contingent liabilities amount to ₹588.42 lakhs as on 31 March 2023 (31 March 2022: ₹2375.80 lakhs).

The Company estimate possible reimbursement of ₹ 280.57 lakhs as on 31 March 2023 (31 March 2022: ₹337.73 lakhs).

2. Commitments

Estimated amount of contracts remaining to be executed on capital account and not provided for as on 31 March 2023 is ₹65955.51 lakhs (31 March 2022: ₹89303.07 lakhs).

63. Additional Regulatory information

- i) The company does not hold any Investment Property in its books of accounts, so fair valuation of investment property is not applicable.
- ii) During the year the company has not revalued any of its Property, plant and equipment.
- iii) During the year, the company has not revalued any of its Intangible assets.
- iv) The company has not granted any loans or advances to promoters, directors, KMP's and the related parties that are repayable on demand or without specifying any terms or period of repayment.

v) a) : Capital Work in Progress (CWIP) - Ageing Schedule as at 31 March 2023

(a) Ageing Schedule of Capital-work-in progress:

₹ in Lakhs

CWIP ageing schedule as on 31.03.2023					
CWIP	Amount in CWIP for a period of				Total
	Less than 1 yr.	1-2 yrs.	2-3 yrs.	More than 3 yrs.	
Project in Progress	5157.56	4896.18	29879.54	13391.42	53324.70
Project temporarily suspended					

₹ in Lakhs

CWIP ageing schedule as on 31.03.2022					
CWIP	Amount in CWIP for a period of				Total
	Less than 1 yr.	1-2 yrs.	2-3 yrs.	More than 3 yrs.	
Project in Progress	44359.94	13344.92	20122.11	22011.82	99838.79
Project temporarily suspended					

(b) Capital-work-in progress (CWIP) - Completion schedule for packages overdue or cost overruns as compared to its original plan as on 31 March 2023:

₹ in Lakhs

Particulars	To be completed in				Total
	Less than 1 yr.	1-2 yrs.	2-3 yrs.	More than 3 yrs.	
Ash Slurry Disposal Sys	13.15				13.15
LIGHTING ARRESTERS FOR SWITCHYARD	11.87				11.87
PROCUREMENT OF NETWORK SWITCHES, FIBER, CABLES	3.66				3.66
BHEL EPC_Rourkela PP-II Expansion	5823.63				5823.63
CONSULTANCY OF FGD (PRE & POST AWARD)	151.63				151.63
COMBUSTION MODIFICATION PACKAGE	76.57				
RAPH Durgapur PP-II	1656.99				1656.99
FGD - Durgapur			31.56		31.56
FGD - Bhilai	19876.70				
Durgapur Expansion	22197.98				22197.98
Project suspended					-

Capital-work-in progress (CWIP) - Completion schedule for packages overdue or cost overruns as compared to its original plan as on 31 March 2022:

₹ in Lakhs

Particulars	To be completed in				Total
	Less than 1 yr.	1-2 yrs.	2-3 yrs.	More than 3 yrs.	
Ash Slurry Disposal Sys	18.94				18.94
Misc Assets	2.54				2.54
BHEL EPC_Rourkela PP-II Expansion	27628.15				27628.15
RAPH Durgapur PP-II	1545.86				1545.86
Durgapur Expansion	12890.55				12890.55
Project suspended					-

vi) a) Intangible asset under development - Ageing Schedule as at 31 March 2023

₹ in Lakhs

Intangible asset under development	Amount in CWIP for a period of				Total
	Less than 1 yr.	1-2 yrs.	2-3 yrs.	More than 3 yrs.	
Project in Progress	NIL				
Project temporarily suspended	NIL				

Intangible asset under development - Ageing Schedule as at 31 March 2022

₹ in Lakhs

Intangible asset under development	Amount in CWIP for a period of				Total
	Less than 1 yr.	1-2 yrs.	2-3 yrs.	More than 3 yrs.	
Project in Progress	NIL				
Project temporarily suspended	NIL				

(b) Intangible assets under development - Completion schedule for projects overdue or cost overruns as compared to its original plan as on 31 March 2023: Nil (31 March 2022 : Nil)

vii) No proceedings have been initiated or pending against the company under the Benami Transactions (Prohibition) Act, 1988.



- viii) The quarterly returns / statement of current assets filed by the company with banks / financial institutions are in agreement with the books of accounts.
- ix) The company has not been declared as a wilful defaulter by any bank or financial institution or any other lender.

x) Disclosure of Ratios

Sr. no.	Particulars	Numerator	Denominator	FY 2022-23	FY 2021-22	% Variance	Reason for Variance
1	Current Ratio	Current Assets	Current liabilities	0.62	0.53	16.98	
2	Debt-Equity Ratio	Total Debt	Shareholder's equity (Total Equity)	0.66	0.51	29.41	Due to increase in loan and dividend payout in current year
3	Debt Service Coverage Ratio	Net profit after taxes + Depreciation + Interest + exceptional items	Interest & lease payments and Principal Repayment of non current borrowings	0.85	3.21	-73.52	Decrease is due to bond repayment and increase in finance cost in current year
4	Return on Equity Ratio	Profit for the year	Average Shareholder's Equity	16.00	12.00	33.33	Increase is due to profit arising from newly commissioned Rourkela PP II Expansion and Durgapur PP III (one unit) and finalisation of tariff the period 2014-19 in case of Bhilai PP III
5	Inventory turnover ratio	Revenue from operations	Average Inventory	17.25	16.11	7.08	
6	Trade Receivables turnover ratio	Revenue from operations	Average Trade Receivables	11.28	9.71	16.17	
7	Trade payables turnover ratio	Total purchases (Fuel cost + Other expenses + Closing inventory-opening inventory)	Closing Trade Payables	8.4	13.62	-38.33	Increase in trade payable due to commissioning of Rourkela PP II Expansion and Durgapur PP III (Unit 1) and liability of coal on account of diverted wagons
8	Net capital turnover ratio	Revenue from operations	Working Capital + current maturities of non-current borrowings	0.00	0.00		Denominator is negative
9	Net profit ratio	Profit for the period	Revenue from operations	12.93	12.18	6.16	
10	Return on Capital employed	Earning before interest and taxes	Capital Employed*	14.00	8.00	75.00	Increase is due to profit arising from newly commissioned Rourkela PP II Expansion and Durgapur PP III (one unit) and finalisation of tariff the period 2014-19 in case of Bhilai PP III.

*Capital employed = Net worth + Total debt + Deferred tax liabilities

**Return on Investment is not applicable since there are no investment as an investor

- xi) The Company has not advanced or loaned or invested any fund to any entity (Intermediaries) with the understanding that the Intermediary shall lend or invest in party identified by or on behalf of the Company (Ultimate Beneficiaries). The Company has not received any fund from any party with the understanding that the Company shall whether, directly or indirectly lend or invest in other entities identified by or on behalf of the Company ("Ultimate Beneficiaries") or provide any guarantee, security or the like on behalf of the Ultimate Beneficiaries.
- xii) The Company has not traded or invested in Crypto currency or Virtual Currency during the financial year.
- xiii) The Company does not have any transaction which is not recorded in the books of accounts that has been surrendered or disclosed as income during the year in the tax assessments under the Income Tax Act, 1961.

64. Corporate Social Responsibility Expenses (CSR)

As per Section 135 of the Companies Act, 2013 read with guidelines issued by Department of Public Enterprises, GOI the Company is required to spend, in every financial year, at least two percent of the average net profits of the Company made during the three immediately preceding financial years in accordance with its CSR Policy. The details of CSR expenses for the year are as under:

₹ in Lakhs

Particulars	31.03.2023	31.03.2022
A. Amount required to be spent during the year as per Companies Act, 2013	737.64	757.71
B. Shortfall amount of previous year	-	9.13
C. Total (A+B)	737.64	766.84
D. Amount spent during the year	749.15	786.33
a) Construction/acquisition of any asset		
b) On purposes other than (a) above		
Shortfall amount appropriated to CSR reserve	-	-
E. Setoff available for succeeding years	11.51	19.49

Cumulative amount available for setoff for succeeding years is ₹31 lakhs.

Details of CSR amount spent during the year 2022-23 is as under:

₹ in Lakhs

Nature of the activities	Amount
Eradicating Hunger and Poverty, Health Care and Sanitation	485.93
Education and Skill Development	83.17
Empowerment of Women and other Economically Backward Sections	64.49
Environmental Sustainability	95.2
Art & Culture	3.86
Rural Development	16.25
Sports	0.25
Disaster management, including relief, rehabilitation & reconstruction activities	
Contribution to PM CARES Fund	
Total	749.15



65. Previous years figures have been re-grouped/rearranged wherever considered necessary.
66. Amount in the financial statements are presented in ₹ Lakhs (upto two decimals) except for earning per share and as other-wise stated.
67. Expenditure on account of the shared facilities, services and consumption of stores/ spares/ consumables etc. with respect to taken over plants of SAIL (CPP-II), Rourkela PP II Expansion & Durgapur PP III have been booked as per the advice of SAIL, in accordance with Shared Services and Support Agreement entered into by the Company with SAIL .
68. During the year 2022-23, 20.37 Lakhs Tons of Ash has been generated (During the year 2021-22, 20.25 Lakhs Tons) and 28.61 Lakhs Tons (Previous year 13.86 Lakhs Tons) ash has been utilized for various productive purposes which is 140.45% (Previous year 68.44%) of the total ash generated.
69. (a) The Company has a system of obtaining periodic confirmation of balances from banks and other parties. There are no unconfirmed balances in respect of bank accounts and borrowings from banks & financial institutions. With regard to receivables for energy sales, the Company raise monthly Invoice on the beneficiaries with details of balance outstanding which can be said to be automatically confirmed on receipt of subsequent payment from such beneficiaries. In addition, reconciliation with beneficiaries and other customers is generally done on periodic basis. So far as trade/other payables and loans and advances are concerned, the balance confirmation letters with the negative assertion (Of balances as on 31st Dec.2022) as referred in the Standard on Auditing (SA) 505 (Revised) 'External Confirmations', were sent to the parties. Some of such balances are subject to confirmation/reconciliation. Adjustments, if any will be accounted for on confirmation/reconciliation of the same, which in the opinion of the management will not have a material impact.
- (b) In the opinion of the management, the value of assets, other than property, plant and equipment , on realisation in the ordinary course of business, will not be less than the value at which these are stated in the Balance Sheet.
70. The allocation of Corporate Office expenditure that is common and not directly identifiable to Durgapur CPP-II , Rourkela CPP-II, Bhilai CPP-II, Rourkela PP II Expansion, Durgapur PPIII (unit 1) and Bhilai PP-III has been revised in the proportion of 16.23:16.23:16.23:16.23:2.60:32.48 in the respective units. However, expenditure directly identifiable to a particular unit is allocated directly and charged to profit and loss statement.
71. During the year, NSPCL received part of its coal requirement from SECL through the existing Coal Supply Agreement (CSA), SCCL through MOU route and from MCL under FSA. During the current financial year company's Rourkela PP II Power plant, has received part of its coal requirement directly through its FSA with MCL Sambalpur, while part supplies were made free of cost by SAIL RSP. The Accounting of Both Supplies, i.e, ₹3245.83 Lakhs (Previous Year ₹ 4073.45 Lakhs), received from MCL Sambalpur and ₹42458.55 Lakhs (Previous year: ₹27959.67 Lakhs) received, from SAIL RSP have been made at landed cost to Rourkela PP-II.
72. Under Ministry of Power(MOP) Initiative for Enhance Energy Efficiency (Perform Achieve & Trade) Nil Energy Saving Certificates (EScerts) have been approved by MOP for NSPCL Bhilai PP-III Power Plant. As on 31.03.2023, balance 20248 Certificates (31.03.2022 : 20381 Certificates) are left is being treated as a part of Inventory, valued at lower of Cost or Net Realisable Value. Since their cost is immaterial they are presently carried at NIL amount in Inventory.

(Shagun Bajpai)
Company Secretary

(Rajiv Srivastava)
Chief Finance Officer

(Basuraj Goswami)
Chief Executive Officer

(Dr.A.K.Panda)
Director

(D.K.Patel)
Chairman

As per our report of even date
For **Dinesh Jain & Associates**
Chartered Accountants
FRN No.004885N

(Neha Jain)
Partner

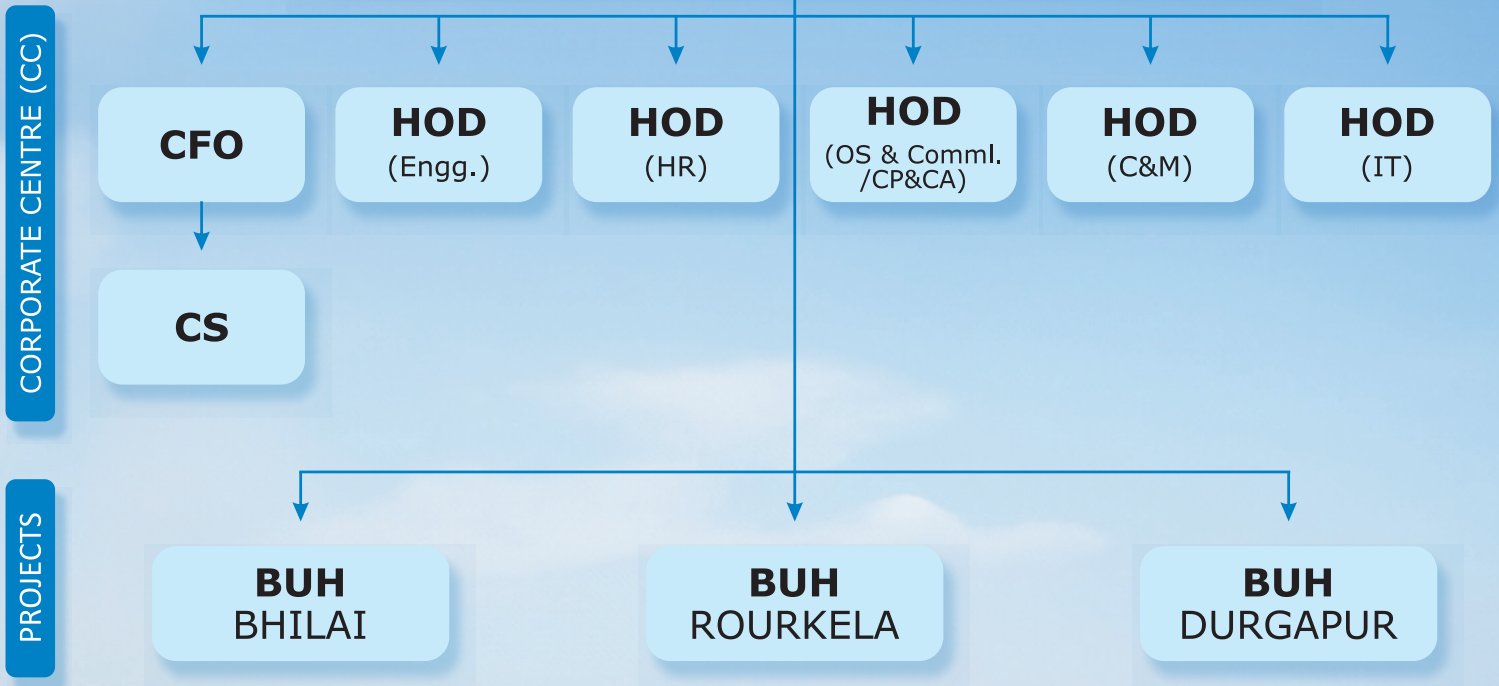
Membership No.514725

Place : New Delhi
Date : 03.05.2023

ORGANIZATION CHART

BOARD OF DIRECTORS

CHIEF EXECUTIVE OFFICER





NTPC-SAIL POWER COMPANY LIMITED

(A Joint Venture of NTPC & SAIL)

Regd. Office: 4th Floor, NBCC Tower 15, Bhikaji Cama Place, New Delhi - 110016, India

CIN: U74899DL1999PLC098274